



RADIO

WETHEPEOPLE



BOMBTRACK
B I C Y C L E C O M P A N Y



BMX & Lifestyle Bikes 2016



ansler
est 1865





RADIO Bike Co. has firmly established itself within the Bicycle industry and the brand's image reflects the aims set out by its creators. The vision was to create a solid range of bikes and after market parts that have incredible attention to detail but at an affordable price. With a background making BMX parts stretching back to 1996, the knowledge was in place to ensure these goals were achieved.

4-23

WETHEPEOPLE

WETHEPEOPLE Bike Company; one of the Worlds most renowned BMX brands and pioneers of quality complete BMX bikes was first started in 1996 in Cologne, Germany. To this day the brand still operates and designs all of it's products from there. WETHEPEOPLE's number one passion is BMX and it's that exact passion that drives them to create the best products for BMX.

26-53

BOMBTRACK
B I C Y C L E C O M P A N Y


Bombtrack Bicycle Co. began with one bike that was immediately recognized as a serious player in the fixed gear scene as it was one of the only fixed freestyle complete bikes available on the market. The BMX bloodlines in the brand's background gave instant credibility; riders liked how the bike was built to take the abuse from freestyle riding. Since then, Bombtrack has grown and expanded into a full range of complete bikes and parts. The catalyst for this new brand has been the explosion of fixed gear and fixed-freestyle riding and now the evolution into singlespeed and urban/CX bikes.

56-71

12



DICE 16"



RADIO COMPLETEBIKE 2016 PREVIEW



16"



GLOSSY CYAN

Sfr. 379.00

RADIO



RADIO

12

DICE 16"

RADIO COMPLETEBIKE 2016 PREVIEW



16"



GLOSSY CYAN

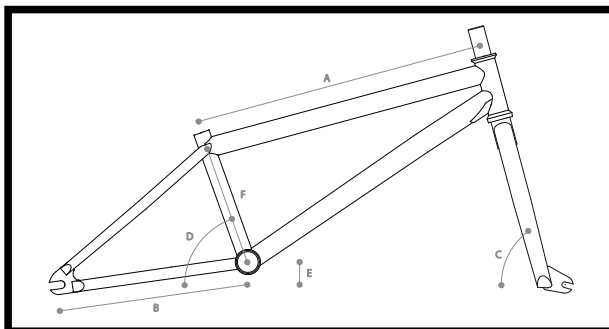
SPECS



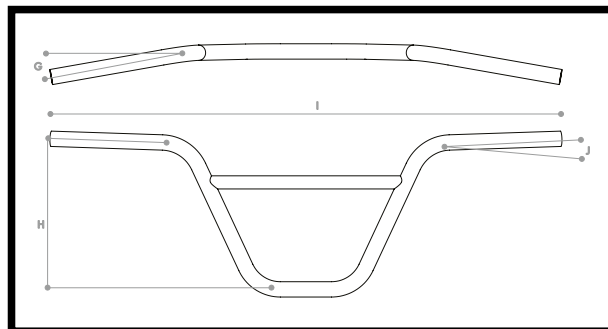
GLOSSY CYAN

W1699A

FRAME GEOMETRY



BAR GEOMETRY



A	TOP TUBE LENGHT	15.75"
B	CHAIN STAY LENGTH	10.8"
C	HEAD TUBE ANGLE	75°
D	SEAT TUBE ANGLE	71.5°
E	BOTTOM BRACKET HEIGHT	9.75"
F	STANDOVER HEIGHT	6.6"


G	BACKSWEEP	10°
H	RISE	6.5"
I	WIDTH	23.4"
J	UPSWEEP	2.5°

FRAME	full 1020 hi-ten
FORK	RADIO "AM 16" 1020 hi-ten fork, 1pc crmo steerer
BARS	1020 hi-ten
GRIPS	SALT "Junior" grip
STEM	SALT "Junior V2" top loading stem, 40mm reach
HEADSET	FSA "a-head-set" loose ball
GYRO	no / holes for removable gyro tabs
LEVER	RADIO "Junior" alloy brake lever
BRAKES	RADIO "AM" alloy caliper brake front / RADIO "AM" alloy u-brake rear
CRANKS	RADIO "Rookie" tubular 3pc crank crmo 140mm, 8 spline
BB	USA size, loose ball
PEDALS	SALT "Slim" nylon/fibreglass pedals
CHAIN	SALT "AM" chain, 510h type
SPROCKET	RADIO "AM" steel 28t sprocket
DRIVER	SALTPLUS "PRO" 13t freewheel
FRONT HUB	RADIO "Rookie" steel hub, 1b, 3/8"s, 28h
REAR HUB	RADIO "Rookie" steel hub, 1b, 13T, 3/8" axle, 28h
FRONT RIM	SALT "AM" rim, straight single wall, 28h
REAR RIM	SALT "AM" rim, straight single wall, 28h
SEAT	RADIO "Century 16" combo seat
SEAT POST	6061 T6 alloy post
SEAT CLAMP	RADIO slim alloy seatclamp
TIRES	SALT tires "Strike" 2.2" front & rear
PEGS	SALT "AM" 83mm steel pegs (1 pair)
WEIGHT	estd. 9.6kg (21.16 lbs)

12



DICE 18"



RADIO COMPLETEBIKE 2016 PREVIEW



18"




GLOSSY BLACK /
GLOSSY CYAN

Sfr. 399.00



GLOSSY BLACK



[illegible]

X

[illegible]

GLOSSY CYAN

FRAME GEOMETRY



FRAME	full 1020 hi-ten
FORK	RADIO "AM 18" 1020 hi-ten fork, 1pc crmo steerer
BARS	1020 hi-ten
GRIPS	SALT "AM" grips
STEM	SALT "Junior V2" top loading stem, 40mm reach
HEADSET	FSA "a-head-set" loose ball
GYRO	no / holes for removable gyro tabs
LEVER	RADIO "AM" alloy brake lever
BRAKES	RADIO "AM" alloy u-brake-rear
CRANKS	RADIO "Rookie" tubular 3pc crank crmo 152mm, 8 spline
BB	USA size, loose ball
PEDALS	SALT "Slim" nylon/fibreglass pedals
CHAIN	SALT "AM" chain, 510h type
SPROCKET	RADIO "AM" steel 30t sprocket
DRIVER	SALTPLUS "PRO" 13t freewheel
FRONT HUB	RADIO "Rookie" steel hub, 1b 3/8"s, 28h
REAR HUB	RADIO "Rookie" steel hub, 1b, 13T, 3/8"s axle, 28h
FRONT RIM	SALT "AM" rim, straight single wall, 28h
REAR RIM	SALT "AM" rim, straight single wall, 28h
SEAT	RADIO "Century 18" combo seat
SEAT POST	6061 T6 alloy post
SEAT CLAMP	RADIO slim alloy seatclamp
TIRES	SALT tires "Strike" 2.2" front & rear
PEGS	RADIO steel pegs (1 pair)
WEIGHT	estd. 10.4 kg (22.93 lbs)

12

EVOL

RADIO COMPLETEBIKE 2016 PREVIEW



20"



GLOSSY NEON GREEN

Sfr. 429.00



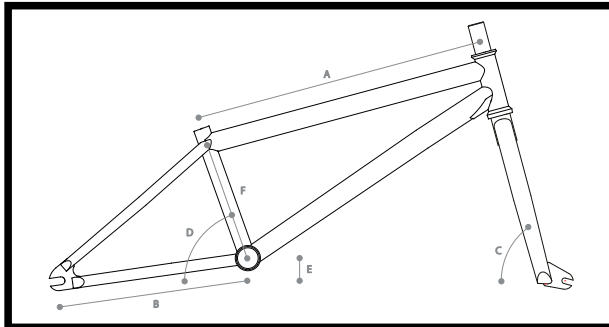
12	●	EVOL		RADIO COMPLETEBIKE 2016 PREVIEW		SPECS	
				☑	20" X		
	●			GLOSSY NEON GREEN			



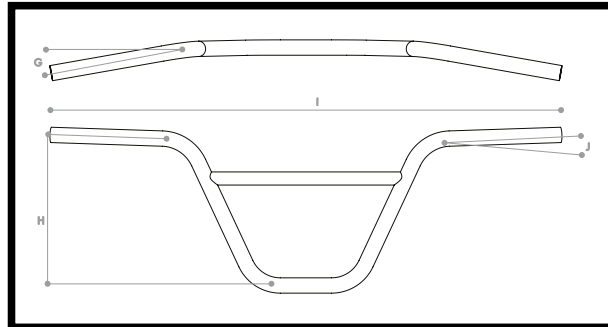
GLOSSY NEON GREEN

W1699D

FRAME GEOMETRY



BAR GEOMETRY



A	TOP TUBE LENGTH	20.5"
B	CHAIN STAY LENGTH	13.5"
C	HEAD TUBE ANGLE	75°
D	SEAT TUBE ANGLE	71.5°
E	BOTTOM BRACKET HEIGHT	11.75"
F	STANDOVER HEIGHT	8.6"

G	BACKSWEEP	11°
H	RISE	8.6"
I	WIDTH	28.75"
J	UPSWEEP	2°

FRAME	full 1020 hi-ten
FORK	RADIO "AM 20" 1020 hi-ten fork, 1pc crmo steerer
BARS	1020 hi-ten
GRIPS	RADIO "Frequency" grips
STEM	SALT "AM" top loading stem, 50mm reach
HEADSET	FSA "a-head-set" loose ball
GYRO	no / holes for removable gyro tabs
LEVER	RADIO "AM" alloy brake lever
BRAKES	RADIO "AM" alloy u-brake-rear
CRANKS	RADIO "AM" tubular 3pc crank crmo 170mm, 8 spline
BB	mid size, press fit, sealed bearing
PEDALS	SALT "AM" nylon/fibreglass pedals
CHAIN	SALT "AM" chain, 510h type
SPROCKET	RADIO "AM" steel 26t sprocket
DRIVER	9T cassette driver, lb
FRONT HUB	RADIO "Rookie" steel hub, lb 3/8"s, 36h
REAR HUB	RADIO "AM" cassette hub, semi-sealed, 9t, 14mm axle, 36h
FRONT RIM	SALT "Valon" rim, straight single wall, 36h
REAR RIM	SALT "Valon" rim, straight single wall, 36h
SEAT	RADIO "Century" mid padded, combo seat
SEAT POST	6061 T6 alloy post
SEAT CLAMP	RADIO slim alloy seatclamp
TIRES	SALT tires "Strike" 2.35" front & 2.2" rear
PEGS	RADIO steel pegs (1 pair)
WEIGHT	estd. 11.8 kg (26 lbs)

12



SAIKO

RADIO COMPLETEBIKE 2016 PREVIEW




20"



GLOSSY METALLIC BLUE

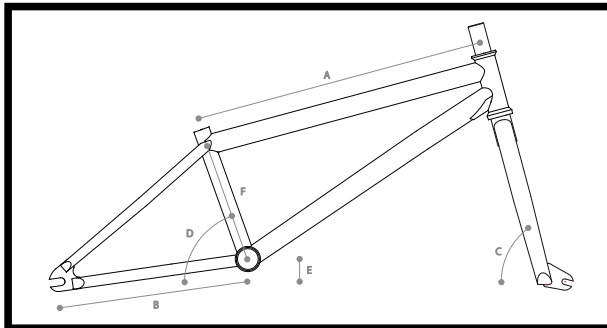
Sfr. 449.00



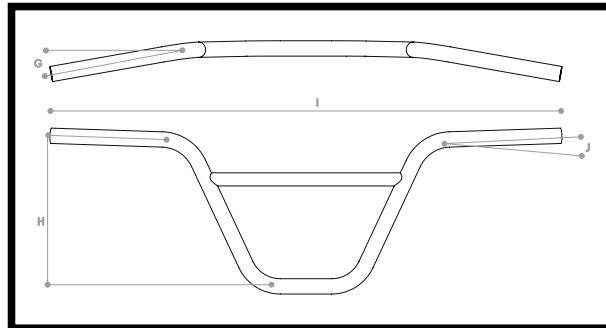


GLOSSY MET BLUE
W1699E

FRAME GEOMETRY



BAR GEOMETRY



A	TOP TUBE LENGHT	20.75"
B	CHAIN STAY LENGTH	13.5"
C	HEAD TUBE ANGLE	75°
D	SEAT TUBE ANGLE	71.5°
E	BOTTOM BRACKET HEIGHT	11.75"
F	STANDOVER HEIGHT	8.65"

G	BACKSWEEP	11°
H	RISE	8.6"
I	WIDTH	28.75"
J	UPSWEEP	2°

FRAME	crmo down tube, 1020 hi-ten
FORK	RADIO "AM" 20" 1020 hi-ten fork, 1pc crmo steerer
BARS	1020 hi-ten
GRIPS	RADIO "Frequency" grips
STEM	SALT "AM" top loading stem, 50mm reach
HEADSET	SALT "PRO" int. headset, sealed bearing
GYRO	no / holes for removable gyro tabs
LEVER	RADIO "AM" alloy brake lever
BRAKES	RADIO "AM" alloy u-brake-rear
CRANKS	RADIO "AM" tubular 3pc crank crmo 170mm, 8 spline
BB	mid size, press fit, sealed bearing
PEDALS	SALT "AM" nylon/fibreglass pedals
CHAIN	SALT "AM" chain, 510h type
SPROCKET	RADIO "AM" steel 26t sprocket
DRIVER	9T cassette driver, lb
FRONT HUB	RADIO "Rookie" steel hub, lb 3/8's, 36h
REAR HUB	RADIO "AM" cassette hub, semi-sealed, 9t, 14mm axle, 36h
FRONT RIM	SALT "Valon" rim, straight single wall, 36h
REAR RIM	SALT "Valon" rim, straight single wall, 36h
SEAT	RADIO "Century" mid padded combo seat
SEAT POST	6061 T6 alloy post
SEAT CLAMP	RADIO slim alloy seatclamp
TIRES	SALT tires "Strike" 2.35" front & 2.2" rear
PEGS	RADIO steel pegs (1 pair)
WEIGHT	estd. 11.8 kg (26 lbs)

12

DARKO

RADIO COMPLETEBIKE 2016 PREVIEW



20"



MATT BLACK / MATT
NEON YELLOW

Sfr.479.00



MATT BLACK



12	●	DARKO		RADIO COMPLETEBIKE 2016 PREVIEW			SPECS	
	●			<input checked="" type="checkbox"/>	20" X	<input checked="" type="checkbox"/> MATT BLACK / MATT NEON YELLOW		



MATT BLACK

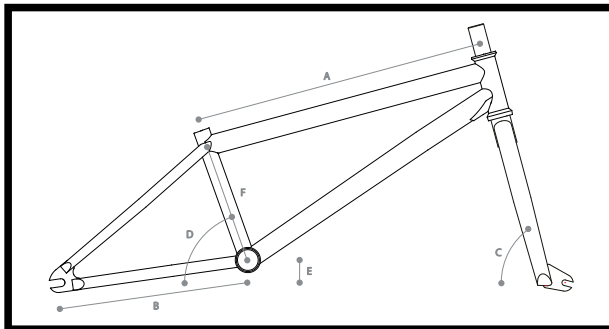
W1699F



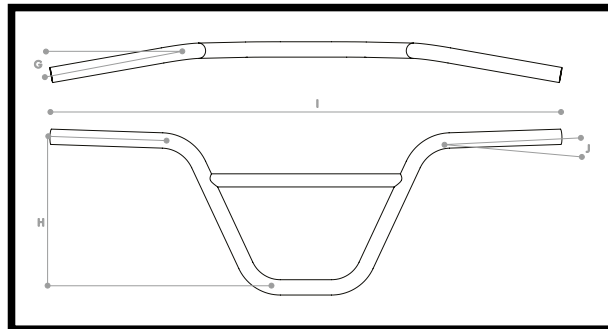
MATT YELLOW

W1699G

FRAME GEOMETRY



BAR GEOMETRY



A	TOP TUBE LENGHT	20.5" 21"
B	CHAIN STAY LENGTH	13.5"
C	HEAD TUBE ANGLE	75.5°
D	SEAT TUBE ANGLE	71.5°
E	BOTTOM BRACKET HEIGHT	11.75"
F	STANDOVER HEIGHT	8.6"

G	BACKSWEEP	11°
H	RISE	8.6"
I	WIDTH	28.75"
J	UPSWEEP	2°

FRAME	crmo down tube, 1020 hi-ten, removable pivots & guides
FORK	RADIO "AM" 1020 hi-ten fork, 1pc crmo steerer
BAR	1020 hi-ten
GRIPS	RADIO "Frequency" grips, flangless
STEM	SALT "AM" top loading stem, 50mm reach
HEADSET	SALT "PRO" int. headset, sealed bearing
GYRO	no / holes for removable gyro tabs
LEVER	SALT "Moto" alloy brake lever
BRAKES	RADIO "AM" alloy u-brake-rear
CRANKS	RADIO "AM" tubular 3pc crank crmo 170mm, 8 spline
BB	mid size, press fit, sealed bearing
PEDALS	SALTPLUS "Stealth" nylon/fibreglass pedals
CHAIN	SALT "AM" chain, 510h type
SPROCKET	RADIO "AM" steel 26t sprocket
DRIVER	9T cassette driver, lb
FRONT HUB	RADIO "AM" alloy hub, lb, 3/8"s, 36h
REAR HUB	RADIO "AM" cassette hub, semi-sealed, 9t, 14mm axle, 36h
FRONT RIM	SALT "Valon" rim, straight single wall, 36h
REAR RIM	SALTPLUS "Summit" rim, straight double wall, 36h
SEAT	RADIO "Century" fat padded combo seat
SEAT POST	6061 T6 alloy post
SEAT CLAMP	integrated slim seat clamp
TIRES	SALT tires "Strike" 2.35" front / 2.2" rear
PEGS	RADIO steel pegs (1 pair)
WEIGHT	estd. 11.8 kg (26 lbs)

12

VALAC

RADIO COMPLETEBIKE 2016 PREVIEW



20"



GLOSSY BLACK /
GLOSSY RAW

Sfr. 529.00



GLOSSY BLACK





GLOSSY BLACK

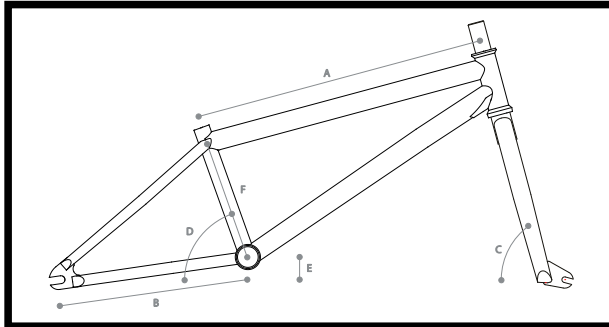
W1699H



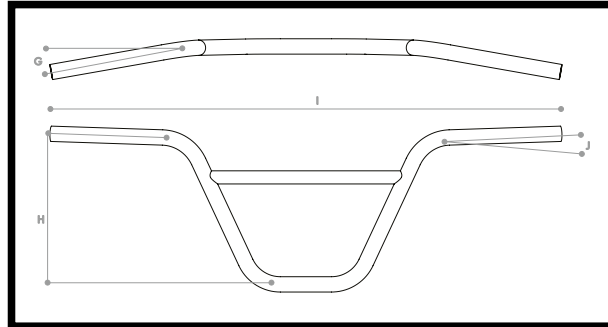
GLOSSY RAW

W1699I

FRAME GEOMETRY



BAR GEOMETRY



A	TOP TUBE LENGHT	20.6"
B	CHAIN STAY LENGTH	13.5"
C	HEAD TUBE ANGLE	75.5°
D	SEAT TUBE ANGLE	71°
E	BOTTOM BRACKET HEIGHT	11.75"
F	STANDOVER HEIGHT	8.7"

G	BACKSWEEP	11°
H	RISE	8.75"
I	WIDTH	29.3"
J	UPSWEEP	2°

FRAME	toptube & downtube crmo, 1020 hi-ten, removable pivots & guides
FORK	RADIO "AM" 1020 hi-ten fork, 1pc crmo steerer
BARS	full 4130 crmo bar
GRIPS	Radio "Frequency" grips, flangless
STEM	SALT "PRO" top loading stem, 50mm reach
HEADSET	SALT "PRO" int. headset, sealed bearing
GYRO	no / holes for removable gyro tabs
LEVER	SALT "Moto" alloy brake lever
BRAKES	SALT "Moto" alloy u-brake-rear
CRANKS	RADIO "AM" tubular 3pc crank crmo 170mm, 8 spline
BB	mid size, press fit, sealed bearing
PEDALS	SALTPLUS "Stealth" nylon/fibreglass pedals
CHAIN	SALT "AM" chain, 510h type
SPROCKET	RADIO "PRO" 6061 T6 alloy 26t sprocket
DRIVER	9t 1-piece cassette driver, sealed bearing
FRONT HUB	RADIO "AM" alloy hub, sealed bearing, 3/8"s axle, 36h
REAR HUB	RADIO "PRO" alloy cassette hub, sb, 9t, 14mm hollow axle, 36h
FRONT RIM	SALT "Valon" rim, straight single wall, 36h
REAR RIM	SALTPLUS "Summit" rim, straight double wall, 36h
SEAT	RADIO "TRIPOD" fat padded seat
SEAT POST	alloy "TRIPOD" post
SEAT CLAMP	integrated slim seat clamp
TIRES	SALT tires "Strike" 2.35" front / 2.2" rear
PEGS	RADIO steel pegs (1 pair)
WEIGHT	estd. 12.1 kg (26.67 lbs)

12

ASTRON

RADIO COMPLETEBIKE 2016 PREVIEW



20"



CHROME POLISHED

Sfr.579.00



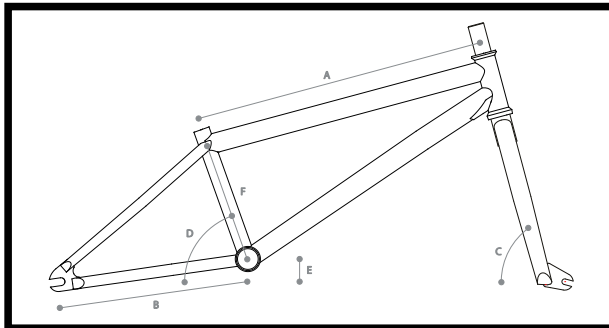
12	●	●	ASTRON	RADIO COMPLETEBIKE 2016 PREVIEW			SPECS		
				☑	20" X	■ CHROME POLISHED			



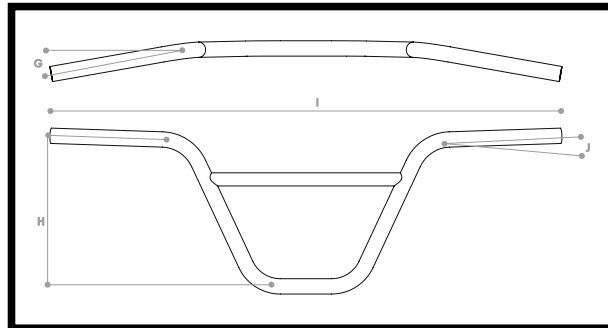
CHROME POLISHED

W1699J

FRAME GEOMETRY



BAR GEOMETRY



A	TOP TUBE LENGHT	20.75"
B	CHAIN STAY LENGTH	13.5"
C	HEAD TUBE ANGLE	75°
D	SEAT TUBE ANGLE	71°
E	BOTTOM BRACKET HEIGHT	11.75"
F	STANDOVER HEIGHT	8.6"

G	BACKSWEEP	11.5°
H	RISE	9"
I	WIDTH	29.5"
J	UPSWEEP	2°

FRAME	4130 full crmo, removable pivots & guides
FORK	RADIO "PRO-V2" full crmo fork, 1pc crmo steerer
BARS	full 4130 crmo bar
GRIPS	RADIO "Frequency" grips
STEM	SALTPLUS "Level" top loading stem, 50mm reach
HEADSET	SALT "PRO" int. headset, sealed bearing
GYRO	no / holes for removable gyro tabs
LEVER	SALT "Moto" alloy brake lever
BRAKES	SALTPLUS "Geo XL" alloy u-brake-rear
CRANKS	RADIO "ICS" tubular 3pc crank crmo 170mm, ICS System
BB	mid size, press fit, sealed bearing
PEDALS	SALTPLUS "Stealth" nylon/fibreglass pedals
CHAIN	SALT "AM" chain, 510h type
SPROCKET	RADIO "PRO" 6061 T6 alloy 26t sprocket
DRIVER	9t 1-piece cassette driver, sealed bearing
FRONT HUB	RADIO "PRO" alloy hub, sb, 3/8"s female axle, 36h
REAR HUB	RADIO "PRO" alloy cassette hub, sb, 9t, 14mm hollow axle, 36h
FRONT RIM	SALTPLUS "Summit" rim, aero double wall, 36h
REAR RIM	SALTPLUS "Summit" rim, straight double wall, 36h
SEAT	RADIO "TRIPOD" mid padded seat
SEAT POST	alloy "TRIPOD" post
SEAT CLAMP	integrated slim seat clamp
TIRES	SALT tires "Spike" 2.4" front & 2.3" rear
PEGS	RADIO steel pegs (1 pair)
WEIGHT	estd. 12.1 kg (26.67 lbs)

12

COMRAD

RADIO COMPLETEBIKE 2016 PREVIEW



20"



MATT GREY TITAN

Sfr.679.00

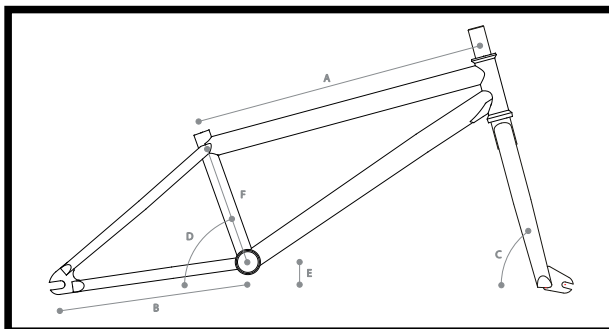




MATT GREY

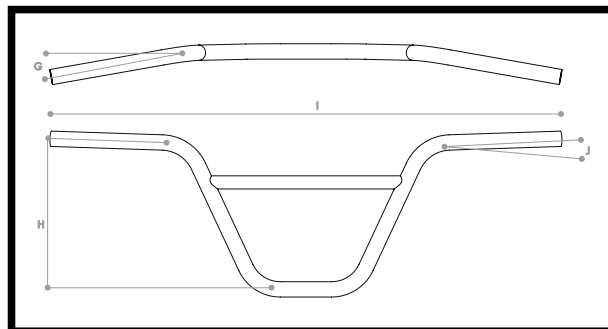
WL699K

FRAME GEOMETRY



A	TOP TUBE LENGHT	21"
B	CHAIN STAY LENGTH	13.5"
C	HEAD TUBE ANGLE	75.5°
D	SEAT TUBE ANGLE	71°
E	BOTTOM BRACKET HEIGHT	11.75"
F	STANDOVER HEIGHT	8.85"

BAR GEOMETRY



G	BACKSWEEP	11.5°
H	RISE	9"
I	WIDTH	29.5"
J	UPSWEEP	2°

FRAME	4130 full crmo, removable pivots & guides, ht dropouts, intg. chain tensioner
FORK	RADIO "PRO-V2" full crmo fork, 1pc crmo steerer
BARS	full 4130 crmo bar
GRIPS	RADIO "Frequency" grips, flangless
STEM	SALTPLUS "Field" top loading stem, 50mm reach
HEADSET	SALT "PRO" int. headset, sealed bearing
GYRO	no / holes for removable gyro tabs
LEVER	SALTPLUS "Geo" alloy brake lever
BRAKES	SALTPLUS "Geo XL" alloy u-brake-rear
CRANKS	RADIO "PRO-V2" tubular 3pc crank crmo 175mm, 48 spline
BB	mid size, press fit, sealed bearing
PEDALS	SALTPLUS "Stealth" nylon/fibreglass pedals
CHAIN	SALT "AM" chain, 510h type
SPROCKET	RADIO "PRO" 6061 T6 alloy 26t sprocket
DRIVER	9t 1-piece cassette driver, sealed bearing
FRONT HUB	RADIO "PRO" alloy hub, sb, 3/8" female axle, 36h
REAR HUB	RADIO "PRO" alloy cassette hub, sb, 9t, 14mm hollow axle, 36h
FRONT RIM	SALTPLUS "Summit" rim, straight double wall, 36h
REAR RIM	SALTPLUS "Summit" rim, straight double wall, 36h
SEAT	RADIO "TRIPOD" fat padded seat
SEAT POST	alloy "TRIPOD" post
SEAT CLAMP	integrated slim seat clamp
TIRES	SALT tires "Pitch Slick" 2.35" front / 2.25" rear
PEGS	SALT "AM" steel/nylon sleeve pegs (1 pair)
WEIGHT	11.5 kg (25.3 lbs)

12

GRIFFIN

RADIO COMPLETEBIKE 2016 PREVIEW



26"



GLOSSY METALLIC
GREY

Sfr. 799.00



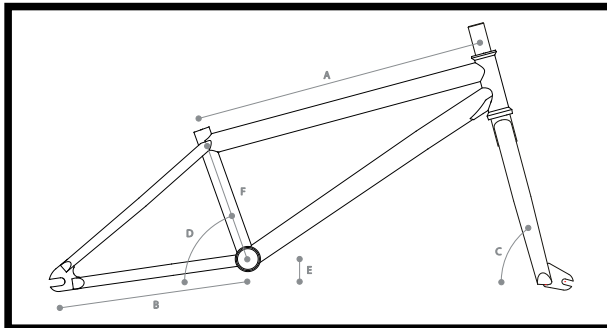
12	●	●	GRIFFIN	RADIO COMPLETEBIKE 2016 PREVIEW			SPECS		
				☑	26" X	■ GLOSSY METALLIC GREY			



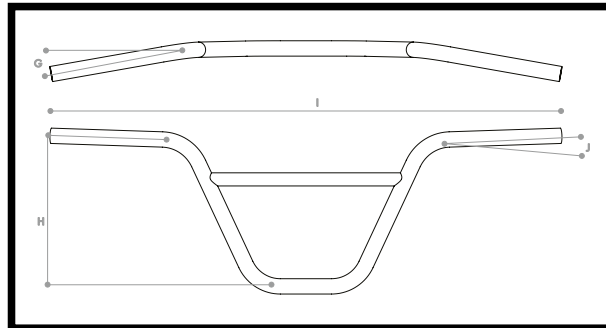
GLOSSY BLACK

W1699L

FRAME GEOMETRY




BAR GEOMETRY



A	TOP TUBE LENGHT	22.35"
B	CHAIN STAY LENGTH	15.4"
C	HEAD TUBE ANGLE	70.5°
D	SEAT TUBE ANGLE	72.5°
E	BOTTOM BRACKET HEIGHT	6.5 MM DROP
F	STANDOVER HEIGHT	10.5"

G	BACKSWEEP	8°
H	RISE	38 MM
I	WIDTH	760 MM
J	UPSWEEP	2°

FRAME	crmo top & down tube, intg. seat clamp, double gussett
FORK	RST "Dirt T", 100mm travel
BARS	alloy hydro formed
GRIPS	RADIO "Frequency" grips, flangless
STEM	RADIO "DJ-V2" front loading stem, alloy cnc, 40mm reach
HEADSET	SALT "PRO" int. headset, sealed bearing
GYRO	-
LEVER	AVID "FR 5" front & rear
BRAKES	AVID "BB 5", disc brake, 160mm rotor front & rear
CRANKS	RADIO "Rookie Bolt" tubular 3pc crank crmo 175mm, 8 spline
BB	mid size, press fit, sealed bearing
PEDALS	SALTPLUS "Stealth" nylon/fibreglass pedals
CHAIN	SALT "AM" chain, 510h type
SPROCKET	RADIO "AM" alloy 28t sprocket
DRIVER	13t cog
FRONT HUB	RADIO "Expert-DJ", disc alloy hub, sb, loose ball, 3/8"s crmo axle, 32h
REAR HUB	RADIO "Expert-DJ", disc hub, sb, 3/8"s crmo axle, 32h
FRONT RIM	SALTPLUS "Summit" rim, aero double wall, 32h
REAR RIM	SALTPLUS "Summit" rim, aero double wall, 32h
SEAT	RADIO "TRIPOD" slim padded seat
SEAT POST	alloy "TRIPOD" post
SEAT CLAMP	integrated slim seat clamp
TIRES	KENDA tires "Small Block 8" 2.1" front & rear
PEGS	-
WEIGHT	14.4 kg (31.7 lbs)



GRIFFIN PRO

RADIO COMPLETEBIKE 2016 PREVIEW



26"



☐ GLOSSY WHITE

Sfr.1199.00



12

GRIFFIN PRO

RADIO COMPLETEBIKE 2016 PREVIEW



26"

☐ GLOSSY WHITE

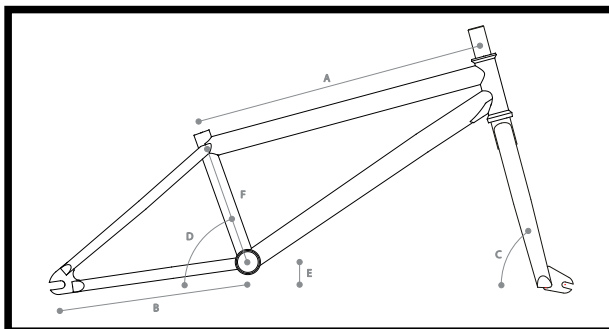
SPECS



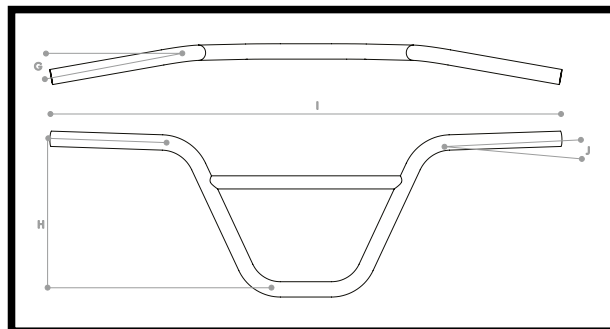
GLOSSY WHITE

W1590K

FRAME GEOMETRY



BAR GEOMETRY



A	TOP TUBE LENGHT	22.6"
B	CHAIN STAY LENGTH	15"
C	HEAD TUBE ANGLE	70.5°
D	SEAT TUBE ANGLE	72.5°
E	BOTTOM BRACKET HEIGHT	6.5 MM DROP
F	STANDOVER HEIGHT	11.5"

G	BACKSWEEP	8°
H	RISE	38 MM
I	WIDTH	760 MM
J	UPSWEEP	2°

FRAME	full crmo, intg. seat clamp, double gussett
FORK	ROCKSHOX "Argyle R" , 100mm travel
BARS	alloy hydro formed
GRIPS	RADIO "Frequency" grips, flangless
STEM	RADIO "DJ-V2" front loading stem, alloy cnc, 40mm reach
HEADSET	SALT "PRO" int. headset, sealed bearing
GYRO	-
LEVER	AVID "Elixir One" hydraulic lever, front & rear
BRAKES	AVID "Elixir One", hydraulic disc brake, 160mm rotor front & rear
CRANKS	RADIO "ICS" tubular 3pc crank crmo 175mm, ICS System
BB	mid size, press fit, sealed bearing
PEDALS	SALTPLUS "Stealth" nylon/fibreglass pedals
CHAIN	ECLAT "Diesel" chain
SPROCKET	RADIO "PRO" 6061 T6 alloy 25t sprocket
DRIVER	11t cog
FRONT HUB	RADIO "PRO-DJ", disc alloy hub, sb, 20mm thru axle, 32h
REAR HUB	RADIO "PRO-DJ", disc alloy hub, sb, 3/8"s crmo axle, 32h
FRONT RIM	SALTPLUS "Summit" rim, aero double wall, 32h
REAR RIM	SALTPLUS "Summit" rim, aero double wall, 32h
SEAT	RADIO "TRIPOD" slim padded seat
SEAT POST	alloy "TRIPOD" post
SEAT CLAMP	integrated slim seat clamp
TIRES	KENDA tires "Small Block 8" 2.1" front & rear
PEGS	-
WEIGHT	13.5 kg (29.7 lbs)

WELCOME TO THE 2016 WETHEPEOPLE COMPLETE BIKE COLLECTION

THE GREAT THING ABOUT BMX IS THAT IT IS ALWAYS CHANGING AND MOVING IN NEW DIRECTIONS. BMX HAS CHANGED SO MUCH IN THE PAST 20 YEARS THAT WETHEPEOPLE HAS EXISTED, AND YEAR AFTER YEAR WE STRIVE TO FOLLOW THESE CHANGES AND CHANNEL THEM INTO A RANGE OF BIKES THAT REFLECT WHERE BMX IS TODAY. THE 2016 WETHEPEOPLE BIKE RANGE WAS ALWAYS GOING TO BE SPECIAL, AFTER A FULL CALENDAR YEAR OF GOING BACK TO THE DRAWING BOARD AND RETHINKING EXACTLY WHAT STANDARD WE WANTED TO SET, WE REACHED A NEW BENCHMARK IN JUST HOW REFINED AND JAW DROPPING A COMPLETE BIKE CAN BE.

THE FIRST THING THAT COMES TO MIND AS SOON AS YOU TAKE A LOOK AT THE 2016 RANGE IS COLOUR. GONE ARE THE DAYS OF DULL BLACK BIKES. AFTER BEING INSPIRED BY SOME INCREDIBLE COLOUR SCHEMES FROM THE SAME BIKES THAT OUR PRO TEAM RIDE, WE DECIDED TO REALLY GO ALL OUT AND OFFER SOME MIND BLOWING AND UNIQUE COLOUR FINISHES ON THE BIKES THAT BMX HAS NEVER SEEN BEFORE. EVEN TOWARDS THE BEGINNING OF THE RANGE, THE CURSE IS AVAILABLE IN A WILD NEW BRUSHED RAW FINISH WHICH IS COMBINED WITH BRIGHT GREEN TIRES FOR A STRONG AND POWERFUL LOOK. THE VOLTA HAS ALWAYS BEEN THE BIKE FOR THE MORE SO-PHISTICATED RIDERS OUT THERE, AND FOR THIS YEAR WE CAME UP WITH A NEW TRANS BLACK NICKLE VERSION THAT IS SET TO TURN HEADS.

WITH STREET RIDING REACHING A WHOLE NEW LEVEL OF DIFFICULTY AND EVOLVING INTO ONE OF THE MOST POPULAR FORMS OF RIDING, WE WANTED TO DO EVEN MORE TO CREATE SOME MODELS THAT CATER TO THE NEEDS OF THE RAW STREET RIDER. AFTER ADDING NYLON SLEEVE PEGS LAST YEAR, WE DECIDED TO GO DOWN THIS ROUTE EVEN FURTHER BY ADDING NYLON HUB GUARDS TO MANY OF THE BIKES ENABLING YOU TO TAKE THE BIKE TO THE NEAREST RAIL OR LEDGE AND GET GRINDING FROM THE VERY SECOND THE BIKE IS BUILT UP. THE REASON IS NOW AVAILABLE IN A FREECOASTER HUB OPTION, BRINGING ENDLESS BACKWARDS RIDING TO A MUCH LOWER PRICE POINT. THE ZODIAC HAS NOW BEEN BUMPED UP TO FULL STREET MACHINE AND FEATURES A FOUR PIECE BAR, A NEW SALTPLUS SPROCKET GUARD, AND OUR NEW SALTPLUS CLUTCH FREECOASTER HUB IN A RSD OR LSD OPTION. THIS BIKE IS THE PERFECT EXAMPLE OF WHAT A MODERN DAY STREET BIKE SHOULD LOOK AND RIDE LIKE.

THE AVENGER IS A NEW ADITON TO THE RANGE. TAKING AN ORIGINAL BEACH CRUISER DESIGN AS A BASE AND COMBING IT WITH SOME OLD SCHOOL BMX FLAVOUR, WE ENDED UP WITH A FUN AND EXCITING BIKE THAT YOU CAN CHILL ON WHEN YOU NEED TO PUT YOUR FEET ON SOMETHING MORE RELAXED FOR THE WEEKEND.

THE BIKES HAVE BEEN SPECCED WITH A WHOLE NEW LINE OF SALT, SALTPLUS, AND WETHEPEOPLE STEMS WHICH USE A LINEAR KNURLING PROCESS INSIDE THE STEM TO GIVE ADDITIONAL GRIP AND SUPPORT TO THE CLAMPING AREA PREVENTING YOUR BARS FROM SLIPPING EVER AGAIN. THE ENVY IS ALWAYS THE CHANCE FOR US TO DISPLAY NEW TECHNOLOGY AND THIS YEAR THE BIKE COMES WITH OUR NEW AFTERMARKET STICKIN' TIRE, AS WELL AS BEING THE FIRST BIKE IN BMX USING A 25.4MM BAR AND STEM COMBO, SOMETHING YOU CAN EXPECT TO SEE OTHERS FOLLOW WITH GOING INTO 2016.

THE 2016 COLLECTION IS THE CULMINATION OF A WHOLE YEAR OF RETHINKING WHAT EXACTLY MAKES A BIKE GREAT. PLEASE ENJOY GOING THROUGH THE BIKES AND ALL THE INCREDIBLE COLOURS, PARTS, DECALS AND DESIGNS THAT MAKE IT OUR MOST UNBELIEVABLY DEFINITIVE RANGE OF BIKES WE'VE MADE YET.



WETHEPEOPLE

COMPLETE BIKES 2016 PREVIEW

PRIME

SIDE VIEW

12 INCH

GLOSSY MET. BLUE

COMPLETE BIKES 2016 PREVIEW

W.T.P

Sfr. 399.00



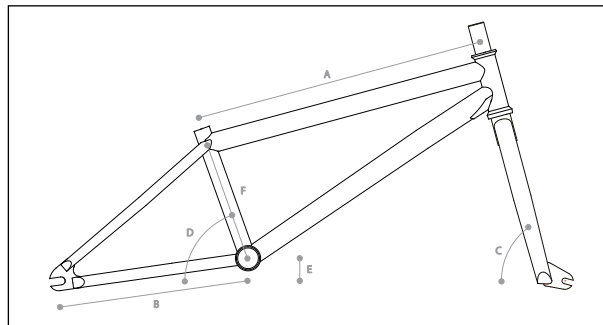
PRIME		W.T.P
SPECS		
JUNIOR	12 INCH	
COMPLETE BIKES 2016 PREVIEW		



GLOSSY METALLIC BLUE

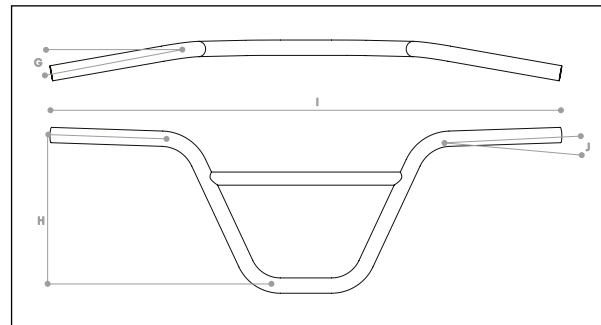
W1698A

FRAME GEOMETRY



A	TOP TUBE LENGHT	12"
B	CHAIN STAY LENGTH	9.4"
C	HEAD TUBE ANGLE	72°
D	SEAT TUBE ANGLE	71°
E	BOTTOM BRACKET HEIGHT	7.4"
F	STANDOVER HEIGHT	5.4"

BAR GEOMETRY



G	BACKSWEEP	10°
H	RISE	5.7"
I	WIDTH	20.25"
J	UPSWEEP	2.5°



FRAME	1020 HI-TEN
FORK	SALT "PRIME" FORK, 1020 HI-TEN , 1PC FORMED CRMO STEERER, 28MM OFFSET
BARS	1020 HI-TEN
GRIPS	WETHEPEOPLE VEX COMPOUND "ARROW 115" GRIPS
STEM	SALT "PRIME" FRONT LOADING STEM, 33MM REACH
HEADSET	SALT "AM" A-HEADSET, 1" LOOSE BALL
GYRO	NO
LEVER	"EASY REACH" ALLOY BRAKE LEVERS
BRAKES	SALT "AM" ALLOY CALIPER BRAKE FRONT / SALT "AM" ALLOY V-BRAKE REAR
CRANKS	SALT "PRIME" ALLOY 3PC CRANK 92MM, 12 SPLINE
BB	SALT "EURO" SEALED BEARING
PEDALS	"PRIME" NYLON/FIBREGGLASS PEDALS
CHAIN	SALT "AM" CHAIN, 510H TYPE
SPROCKET	SALT "PRIME" 6061 T6 ALLOY, 23T SPROCKET
DRIVER	9T, 1PC CASSETTE DRIVER, SEALED BEARING
FRONT HUB	SALT "PRIME" ALLOY HUB, LOOSE BALL 3/8"s, 16H
REAR HUB	SALT "AM" CASSETTE HUB, SEMI SEALED, 9T, 3/8"s, 16H
FRONT RIM	SALT "PRIME" RIM, STRAIGHT SINGLE WALL, 16H
REAR RIM	SALT "PRIME" RIM, STRAIGHT SINGLE WALL, 16H
SEAT	WETHEPEOPLE "PRIME V2" COMBO SEAT
SEAT POST	6061 T6 ALLOY
SEAT CLAMP	SALT "AM" ALLOY SEAT CLAMP
TIRES	"HELIX" 2.125" FRONT & REAR
PEGS	SALT "AM" 85MM STEEL PEGS (1 PAIR)
WEIGHT	7.0 KG (15.4 LBS) W/O PEGS

SEED		W.T.P
SIDE VIEW		
MATT BLACK	16 INCH	
COMPLETE BIKES 2016 PREVIEW		

Sfr.449.00



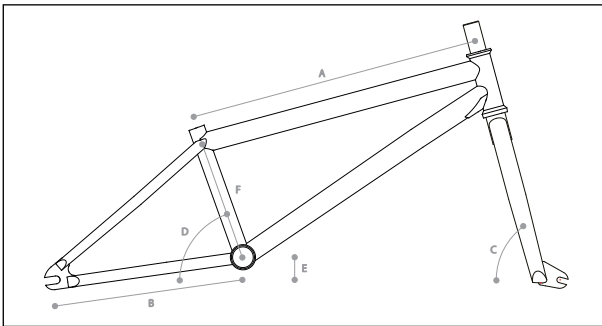
SEED		W.T.P
SPECS		
JUNIOR	16 INCH	
COMPLETE BIKES 2016 PREVIEW		



MATT BLACK

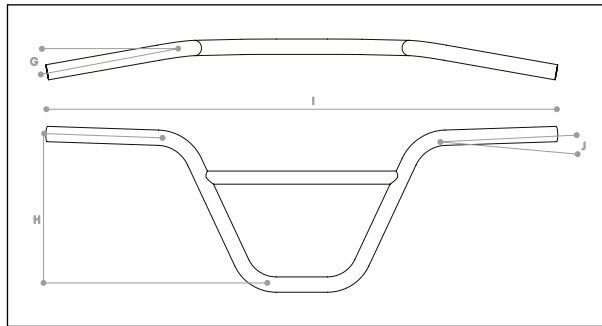
W1698B

FRAME GEOMETRY



A	TOP TUBE LENGHT	15.75"
B	CHAIN STAY LENGTH	11"
C	HEAD TUBE ANGLE	75°
D	SEAT TUBE ANGLE	71.5°
E	BOTTOM BRACKET HEIGHT	9.75"
F	STANDOVER HEIGHT	6.75"

BAR GEOMETRY



G	BACKSWEEP	10°
H	RISE	6.5"
I	WIDTH	23.4"
J	UPSWEEP	2.5°




FRAME	1020 HI-TEN
FORK	SALT "JUNIOR" FORK, 1020 HI-TEN , 4130 CRMO STEERER, 28MM OFFSET
BARS	1020 HI-TEN
GRIPS	WETHEPEOPLE VEX COMPOUND "ARROW 115" GRIPS
STEM	SALT "JUNIOR V2" TOP LOADING STEM, 40MM REACH
HEADSET	SALT "AM" A-HEADSET, LOOSE BALL
GYRO	NO / HOLES FOR REMOVABLE GYRO TABS
LEVER	SALT "JUNIOR" ALLOY BRAKE LEVER
BRAKES	SALT "AM" ALLOY CALIPER BRAKE FRONT / SALT "AM" ALLOY U-BRAKE REAR
CRANKS	SALT "JUNIOR" TUBULAR 3PC "TSS" CRANK CRMO 140MM, 8 SPLINE
BB	SALT "SPANISH", PRESS FIT, SEALED BEARING
PEDALS	SALT "JUNIOR Pro" NYLON/FIBREGLASS PEDALS
CHAIN	SALT "AM" CHAIN, 510H TYPE
SPROCKET	SALT "Pro" 6061 T6 ALLOY, 25T SPROCKET
DRIVER	10T, 1PC CASSETTE DRIVER, SEALED BEARING
FRONT HUB	SALT "AM" ALLOY HUB, LOOSE BALL 3/8"s, 28H
REAR HUB	SALT "AM" CASSETTE HUB, SEMI SEALED,10T, 3/8"s, 28H
FRONT RIM	SALT "VALON" RIM, STRAIGHT SINGLE WALL, 28H
REAR RIM	SALT "VALON" RIM, STRAIGHT SINGLE WALL, 28H
SEAT	WETHEPEOPLE "SEED V2" COMBO SEAT
SEAT POST	6061 T6 ALLOY
SEAT CLAMP	SALT "AM" ALLOY SEAT CLAMP
TIRES	SALT TIRES "STRIKE" 2.2" FRONT & REAR
PEGS	SALT "AM" 85MM STEEL PEGS (1 PAIR)
WEIGHT	9.2 KG (20.3 LBS) W/O PEGS & FRONT BRAKE

CURSE		<div>W.T.P</div>
SIDE VIEW		
BRUSHED RAW	18 INCH	
COMPLETE BIKES 2016 PREVIEW		



Sfr.479.00

C-18



TT	17	75



CURSE		W.T.P
SPECS		
JUNIOR	18 INCH	
COMPLETE BIKES 2016 PREVIEW		



GLOSSY METALLIC RED

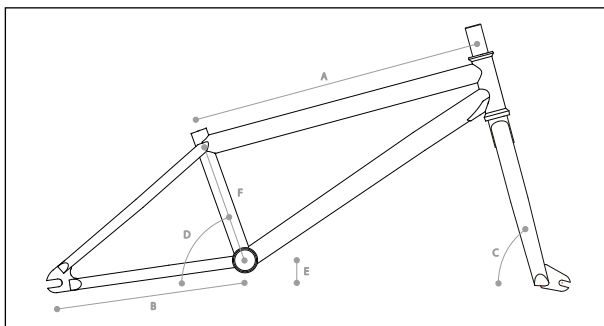
W1698C



BRUSHED RAW

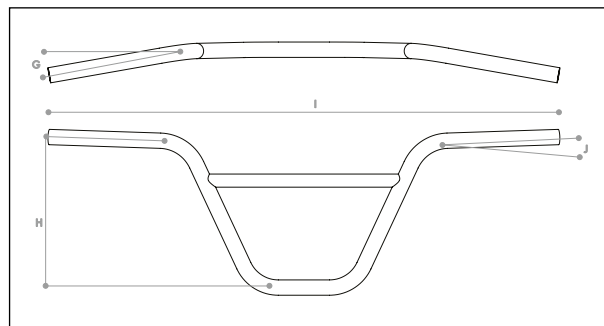
W1698D

FRAME GEOMETRY



A	TOP TUBE LENGHT	18"
B	CHAIN STAY LENGTH	12.2"
C	HEAD TUBE ANGLE	75°
D	SEAT TUBE ANGLE	71.5°
E	BOTTOM BRACKET HEIGHT	10.75"
F	STANDOVER HEIGHT	7.5"

BAR GEOMETRY



G	BACKSWEEP	11°
H	RISE	7.5"
I	WIDTH	26.2"
J	UPSWEEP	2°



FRAME	4130 CRMO DOWN TUBE, 1020 HI-TEN
FORK	SALT "AM 18" FORK, 1020 HI-TEN, 4130 CRMO STEERER, 28MM OFFSET
BARS	1020 HI-TEN
GRIPS	WETHEPEOPLE VEX COMPOUND "ARROW 146" GRIPS
STEM	SALT "JUNIOR V2" TOP LOADING STEM, 40MM REACH
HEADSET	SALT "PRO" INT. HEADSET, SEALED BEARING
GYRO	NO / HOLES FOR REMOVABLE GYRO TABS
LEVER	SALT "AM" ALLOY BRAKE LEVER
BRAKES	SALT "AM" ALLOY U-BRAKE REAR
CRANKS	SALT "AM" TUBULAR 3PC CRANK CRMO 152MM, 8 SPLINE
BB	SALT "SPANISH", PRESS FIT, SEALED BEARING
PEDALS	ÉCLAT "SURGE" NYLON/FIBREGLASS PEDALS
CHAIN	SALT "AM" CHAIN, 510H TYPE
SPROCKET	SALT "AM" STEEL 25T SPROCKET
DRIVER	9T, 1PC CASSETTE DRIVER, SEALED BEARING
FRONT HUB	SALT "AM" ALLOY HUB, LOOSE BALL 3/8"s, 28H
REAR HUB	SALT "EXPERT" CASSETTE HUB, FULL SEALED, 9T, 3/8"s, 28H
FRONT RIM	SALT "VALON" RIM, STRAIGHT SINGLE WALL, 28H
REAR RIM	SALT "VALON" RIM, STRAIGHT SINGLE WALL, 28H
SEAT	WETHEPEOPLE "CURSE 18" PIVOTAL SEAT
SEAT POST	SALT "AM" PIVOTAL SEAT POST
SEAT CLAMP	SALT "AM" ALLOY SEAT CLAMP
TIRES	SALT TIRES "STRIKE" 2.2" FRONT & REAR
PEGS	SALT "AM" STEEL PEGS (1 PAIR)
WEIGHT	10.3 KG (22.7 LBS) W/O PEGS & FRONT BRAKE

CURSE		<div><div></div><div>W.T.P</div><div></div></div>
SIDE VIEW		
BRUSHED RAW	20 INCH	
COMPLETE BIKES 2016 PREVIEW		

Sfr.499.00

C-20

TT

20

25



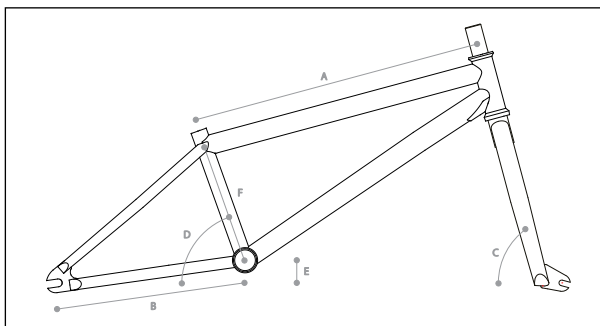
CURSE		W.T.P
SPECS		
EXPERT	20 INCH	
COMPLETE BIKES 2016 PREVIEW		



BRUSHED RAW

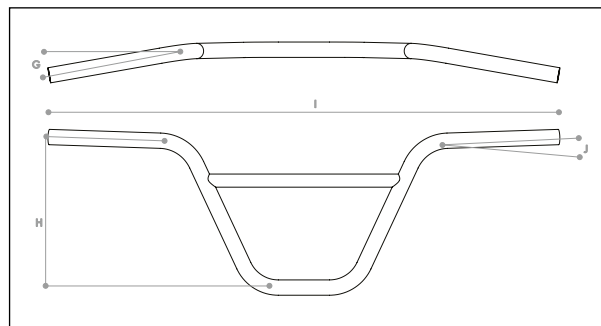
W1698E

FRAME GEOMETRY



A	TOP TUBE LENGHT	20.25"
B	CHAIN STAY LENGTH	13.5"
C	HEAD TUBE ANGLE	75°
D	SEAT TUBE ANGLE	71.5°
E	BOTTOM BRACKET HEIGHT	11.75°
F	STANDOVER HEIGHT	8.25"

BAR GEOMETRY



G	BACKSWEEP	11°
H	RISE	8.6"
I	WIDTH	28.75"
J	UPSWEAP	2°



FRAME	4130 CRMO DOWN TUBE, 1020 HI-TEN
FORK	SALT "AM 20" FORK, 1020 HI-TEN , 4130 CRMO STEERER, 28MM OFFSET
BARS	1020 HI-TEN
GRIPS	WETHEPEOPLE VEX COMPOUND "ARROW 146" GRIPS
STEM	SALT "PRO V2" TOP LOADING STEM, 50MM REACH
HEADSET	SALT "PRO" INT. HEADSET, SEALED BEARING
GYRO	NO / HOLES FOR REMOVABLE GYRO TABS
LEVER	SALT "AM" ALLOY BRAKE LEVER
BRAKES	SALT "AM" ALLOY U-BRAKE REAR
CRANKS	SALT "AM" TUBULAR 3PC CRANK CRMO 170MM, 8 SPLINE
BB	SALT "MID SIZE", PRESS FIT, SEALED BEARING
PEDALS	ÉCLAT "SURGE" NYLON/FIBREGLASS PEDALS
CHAIN	SALT "AM" CHAIN, 510H TYPE
SPROCKET	SALT "AM" STEEL 26T SPROCKET
DRIVER	9T, 1PC CASSETTE DRIVER, SEALED BEARING
FRONT HUB	SALT "AM" ALLOY HUB, LOOSE BALL 3/8"s, 36H
REAR HUB	SALT "EXPERT" CASSETTE HUB, FULL SEALED, 9T, 14MM AXLE, 36H
FRONT RIM	SALT "VALON" RIM, STRAIGHT SINGLE WALL, 36H
REAR RIM	SALT "VALON" RIM, STRAIGHT SINGLE WALL, 36H
SEAT	WETHEPEOPLE "CURSE 20" PIVOTAL SEAT
SEAT POST	SALT "AM" PIVOTAL SEAT POST
SEAT CLAMP	SALT "AM" ALLOY SEAT CLAMP
TIRES	SALT TIRES "STRIKE" 2.35" FRONT / "STRIKE" 2.2" REAR
PEGS	SALT "AM" STEEL PEGS (1 PAIR)
WEIGHT	ESTD. 11.5 KG (25.4 LBS) W/O PEGS & FRONT BRAKE

ARCADE

SIDE VIEW

C.P.

20 INCH

COMPLETE BIKES 2016 PREVIEW

W.T.P

Sfr. 529.00



9



6



**WETHE
PEOPLE**



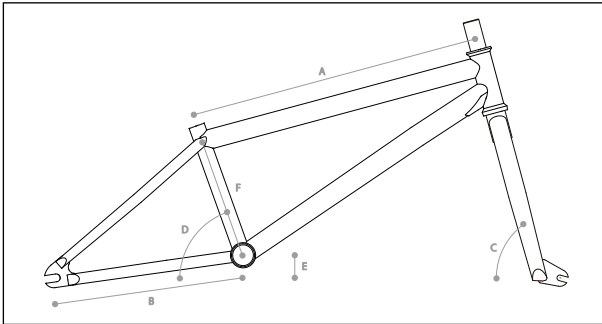
ARCADE		W.T.P
SPECS		
EXPERT	20 INCH	
COMPLETE BIKES 2016 PREVIEW		



C.P.

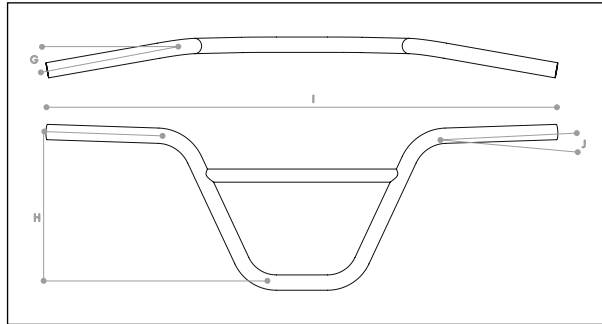
W1698F

FRAME GEOMETRY



A	TOP TUBE LENGHT	20.5"
B	CHAIN STAY LENGTH	13.5"
C	HEAD TUBE ANGLE	75°
D	SEAT TUBE ANGLE	71.5°
E	BOTTOM BRACKET HEIGHT	11.75°
F	STANDOVER HEIGHT	8.5"

BAR GEOMETRY



G	BACKSWEEP	11°
H	RISE	8.6"
I	WIDTH	28.75"
J	UPSWEEP	2°



FRAME	4130 CRMO DOWN TUBE, 1020 HI-TEN
FORK	SALT "AM 20" FORK, 1020 HI-TEN , 4130 CRMO STEERER, 28MM OFFSET
BARS	1020 HI-TEN
GRIPS	WETHEPEOPLE VEX COMPOUND "HILT" GRIPS
STEM	SALT "PRO V2" TOP LOADING STEM, 50MM REACH
HEADSET	SALT "PRO" INT. HEADSET, SEALED BEARING
GYRO	NO / HOLES FOR REMOVABLE GYRO TABS
LEVER	SALT "Moto" ALLOY BRAKE LEVER
BRAKES	SALT "Moto" ALLOY U-BRAKE REAR
CRANKS	SALT "AM" SEAMLESS TUBULAR 3PC CRANK CRMO 170MM, 8 SPLINE
BB	SALT "MID SIZE", PRESS FIT, SEALED BEARING
PEDALS	SALTPLUS "STEALTH" LOOSE BALL, NYLON/FIBREGLASS PEDALS
CHAIN	SALT "AM" CHAIN, 510H TYPE
SPROCKET	SALT "AM" STEEL 26T SPROCKET
DRIVER	9T, 1PC CASSETTE DRIVER, SEALED BEARING
FRONT HUB	SALT "AM" ALLOY HUB, LOOSE BALL 3/8"s, 36H
REAR HUB	SALT "EXPERT" CASSETTE HUB, FULL SEALED, 9T, 14MM AXLE, 36H
FRONT RIM	SALT "VALON" RIM, STRAIGHT SINGLE WALL, 36H
REAR RIM	SALT "VALON" RIM, STRAIGHT SINGLE WALL, 36H
SEAT	WETHEPEOPLE "ARCADE" MID PADDED TRIPOD SEAT
SEAT POST	ALLOY TRIPOD POST
SEAT CLAMP	SALT "AM" ALLOY SEAT CLAMP
TIRES	SALT TIRES "STRIKE" 2.35" FRONT / "STRIKE" 2.2" REAR
PEGS	SALT "AM" STEEL PEGS (1 PAIR)
WEIGHT	11.65 KG (25.6 LBS) W/O PEGS & FRONT BRAKE

JUSTICE		W.T.P
SIDE VIEW	20 INCH	
GLOSSY MET. ORANGE		
COMPLETE BIKES 2016 PREVIEW		



Sfr .549.00

W

T 9 P

6

WE-THE

PEOPLE

MM-XVI



JUSTICE		W.T.P
SPECS		
EXPERT	20 INCH	
COMPLETE BIKES 2016 PREVIEW		



GLOSSY BLACK

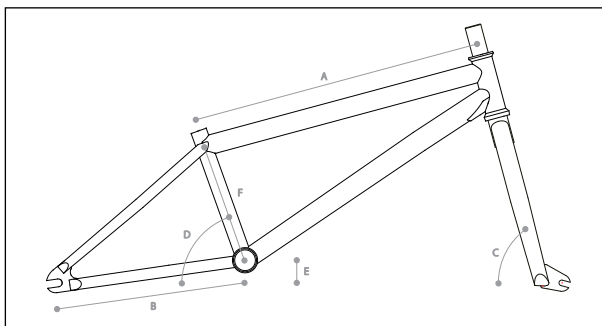
W1698G



GLOSSY METALLIC ORANGE

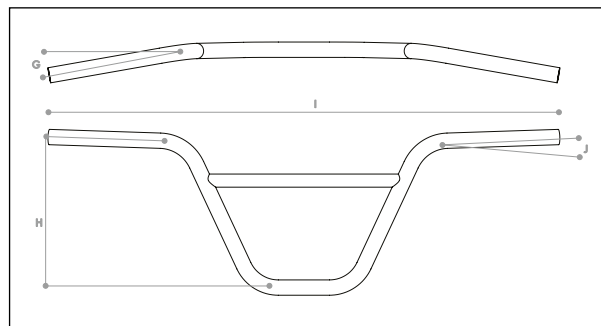
W1698H

FRAME GEOMETRY



A	TOP TUBE LENGHT	20.5" 21"
B	CHAIN STAY LENGTH	13.5"
C	HEAD TUBE ANGLE	75°
D	SEAT TUBE ANGLE	71°
E	BOTTOM BRACKET HEIGHT	11.7°
F	STANDOVER HEIGHT	8.6" 8.9"

BAR GEOMETRY



G	BACKSWEEP	11°
H	RISE	8.75"
I	WIDTH	29.3"
J	UPSWEEP	2°



FRAME	4130 CRMO DT, TT, TAPERED SS AND CS, WITH REMOVABLE BRAKE PIVOTS & GUIDES
FORK	SALT "AM 20" FORK, 1020 HI-TEN, 4130 CRMO STEERER, 33MM OFFSET
BARS	1020 HI-TEN
GRIPS	SALTPLUS VEX COMPOUND "XL" GRIPS
STEM	SALT "PRO V2" TOP LOADING STEM, 50MM REACH
HEADSET	SALT "PRO" INT. HEADSET, SEALED BEARING
GYRO	NO / HOLES FOR REMOVABLE GYRO TABS
LEVER	SALT "MOTO" ALLOY BRAKE LEVER
BRAKES	SALTPLUS "GEO XL" ALLOY U-BRAKE REAR
CRANKS	SALT "EXPERT" TUBULAR 3PC "TSS" CRANK CRMO 170MM, 8 SPLINE
BB	SALT "MID SIZE", PRESS FIT, SEALED BEARING
PEDALS	SALTPLUS "STEALTH" LOOSE BALL, NYLON/FIBREGLASS PEDALS
CHAIN	SALT "AM" CHAIN, 510H TYPE
SPROCKET	SALT "AM" STEEL 26T SPROCKET
DRIVER	9T, 1PC CASSETTE DRIVER, SEALED BEARING
FRONT HUB	SALT "AM" ALLOY HUB, LB, 3/8"S FEMALE BOLT, 36H
REAR HUB	SALT "EXPERT" CASSETTE HUB, FULL SEALED, 9T, 14MM AXLE, 36H
FRONT RIM	SALT "VALON" RIM, STRAIGHT SINGLE WALL, 36H
REAR RIM	SALTPLUS "SUMMIT" STRAIGHT DOUBLE WALL RIM, 36H
SEAT	WETHEPEOPLE "JUSTICE" MID PADDED TRIPOD SEAT
SEAT POST	ALLOY TRIPOD POST
SEAT CLAMP	INTEGRATED SEAT CLAMP
TIRES	SALTPLUS TIRES "SPIKE" 2.4" FRONT / 2.3" REAR
PEGS	SALT "AM" STEEL PEGS (1 PAIR)
WEIGHT	11.5" KG (25.4 LBS) W/O PEGS & BRAKES

REASON

SIDE VIEW

BRUSHED C.P. 20 INCH

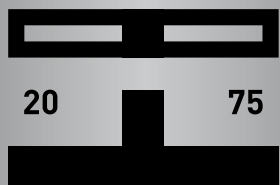
COMPLETE BIKES 2016 PREVIEW

W.T.P




Sfr.579.00

Freecoaster Sfr.599.00

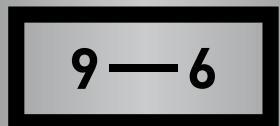


20

75



WETHEPEOPLE
BIKE COMPANY
DESIGNED &
DEVELOPED IN
CGN.GER



REASON		W.T.P
SPECS		
EXPERT	20 INCH	
COMPLETE BIKES 2016 PREVIEW		

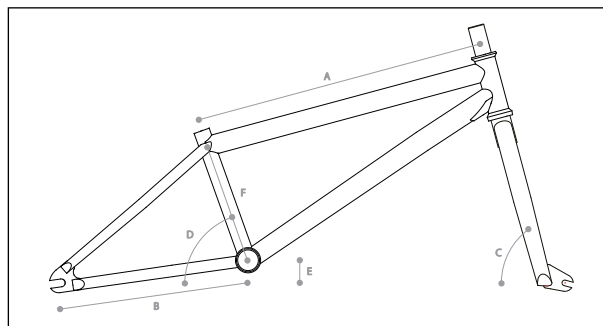


MATT BLACK

W1698J

Freecoaster

FRAME GEOMETRY



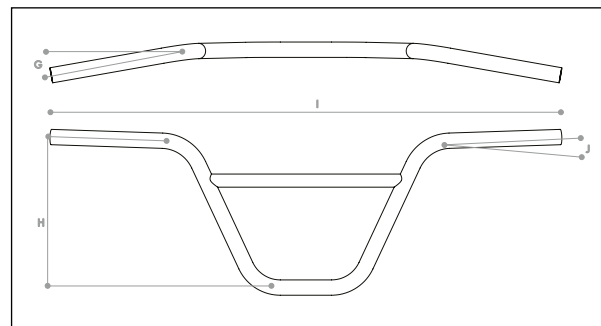
A	TOP TUBE LENGHT	20.75"
B	CHAIN STAY LENGTH	13.5"
C	HEAD TUBE ANGLE	75°
D	SEAT TUBE ANGLE	71°
E	BOTTOM BRACKET HEIGHT	11.75"
F	STANDOVER HEIGHT	8.75"



BRUSHED C.P.

W1698I

BAR GEOMETRY



G	BACKSWEEP	11°
H	RISE	8.75"
I	WIDTH	29.3"
J	UPSWEEP	2°



FRAME	4130 CRMO DT, TT & CS, TAPERED SS,CS & TT, WITH REMOVABLE BRAKE PIVOTS & GUIDES
FORK	SALTPLUS "HQ V2" FORK, FULL 4130 CRMO , 1PC FORMED CRMO STEERER, 28MM OFFSET
BARS	FULL 4130 CRMO BAR (REASON FC. BIKE COMES WITH 4PC BAR)
GRIPS	SALTPLUS VEX COMPOUND "XL" GRIPS, FLANGLESS
STEM	SALT "PRO V2" TOP LOADING STEM, 50MM REACH
HEADSET	SALT "PRO" INT. HEADSET, SEALED BEARING
GYRO	NO / HOLES FOR REMOVABLE GYRO TABS
LEVER	SALT "MOTO" ALLOY BRAKE LEVER
BRAKES	SALTPLUS "GEO XL" ALLOY U-BRAKE REAR
CRANKS	SALT "EXPERT" TUBULAR 3PC "TSS" CRANK CRMO 170MM, 8 SPLINE
BB	SALT "MID SIZE", PRESS FIT, SEALED BEARING
PEDALS	SALTPLUS "STEALTH" LOOSE BALL, NYLON/FIBREGLASS PEDALS
CHAIN	SALT "AM" CHAIN, 510H TYPE
SPROCKET	SALT "PRO V2" 6061 T6 ALLOY, 26T SPROCKET
FRONT HUB	SALT "EXPERT" HUB, SB, 3/8"S FEMALE BOLTS, 36H, INCL. NYLON/FIBRE GLAS HUBGUARD
REAR HUB CAS.	SALT "EXPERT" CASSETTE HUB, FULL SEALED, 9T, 14MM AXLE, 36H, INCL. NYLON/FIBRE GLAS HUBGUARD
REAR HUB FC.	SALTPLUS "PRO" FREECOASTER HUB, FULL SEALED, 9T, 14MM AXLE, 36H, INCL. NYLON/FIBRE GLAS HUBGUARD
FRONT RIM	SALTPLUS "SUMMIT" STRAIGHT DOUBLE WALL RIM, 36H
REAR RIM	SALTPLUS "SUMMIT" STRAIGHT DOUBLE WALL RIM, 36H
SEAT	WETHEPEOPLE "REASON" FAT PADDED TRIPOD SEAT
SEAT POST	ALLOY TRIPOD POST
SEAT CLAMP	INTEGRATED SEAT CLAMP
TIRES	SALTPLUS TIRES "SPIKE" 2.4" FRONT / 2.3" REAR
PEGS	SALT "AM" STEEL PEGS (1 PAIR)
WEIGHT	11.7 KG (25.6 LBS) W/O PEGS & BRAKES

CRYSIS

SIDE VIEW

MATT WHITE

20 INCH

COMPLETE BIKES 2016 PREVIEW

W.T.P



Sfr.679.00



**WE↑HEP
EOPLE**



CRYSIS		W.T.P
SPECS		
MASTER	20 INCH	
COMPLETE BIKES 2016 PREVIEW		



MATT BLACK

W1698L

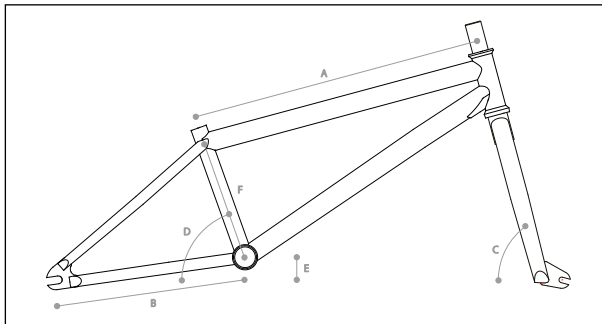


MATT WHITE

W1698K

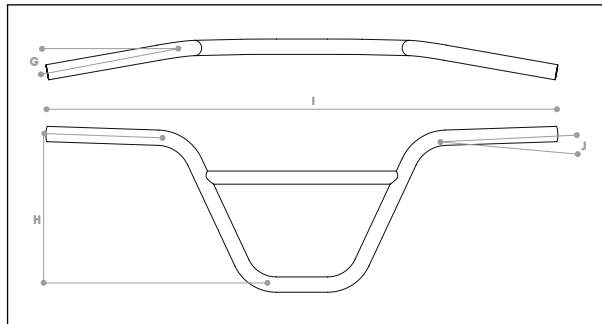


FRAME GEOMETRY



A	TOP TUBE LENGHT	20.5"
B	CHAIN STAY LENGTH	13.5"
C	HEAD TUBE ANGLE	75.5°
D	SEAT TUBE ANGLE	71°
E	BOTTOM BRACKET HEIGHT	11.75"
F	STANDOVER HEIGHT	8.75"

BAR GEOMETRY



G	BACKSWEEP	8.75°
H	RISE	29.3"
I	WIDTH	11°
J	UPSWEEP	2°



FRAME	4130 FULL CRMO FRAME, TAPERED SS & CS REMOVEABLE PIVOTS & GUIDES
FORK	SALTPLUS "HQ V2" FORK, FULL 4130 CRMO , 1PC FORMED CRMO STEERER, 33MM OFFSET
BARS	FULL 4130 CRMO BAR
GRIPS	SALTPLUS VEX COMPOUND "XL" GRIPS, FLANGLESS
STEM	SALTPLUS "CENTER V2" TOP LOADING STEM, 50MM REACH
HEADSET	SALT "PRO" INT. HEADSET, SEALED BEARING
GYRO	NO / HOLES FOR REMOVABLE GYRO TABS
LEVER	SALT "Moto" ALLOY BRAKE LEVER
BRAKES	SALTPLUS "GEO XL" ALLOY U-BRAKE REAR WITH SALTPLUS "PROPELLER" BRAKE PADS
CRANKS	SALT "GROOVE" TUBULAR 3PC "TSS" CRANK CRMO 170MM, 8 SPLINE
BB	SALT "MID SIZE" PRESS FIT, SEALED BEARING
PEDALS	SALTPLUS "STEALTH" LOOSE BALL, NYLON/FIBREGLASS PEDALS
CHAIN	SALT "AM" CHAIN, 510H TYPE
SPROCKET	SALTPLUS "TRIDENT" 6061 T6 ALLOY, 26T SPROCKET
FRONT HUB	SALT "EXPERT" HUB, SB, 3/8"S FEMALE BOLTS, 36H, INCL. NYLON/FIBRE GLAS HUBGUARD
REAR HUB FC.	SALTPLUS "PRO" FREECOASTER HUB, FULL SEALED, 9T, 14MM AXLE, 36H, INCL. NYLON/FIBRE GLAS HUBGUARD
FRONT RIM	ECLAT "TRIPPIN XL" STRAIGHT DOUBLE WALL RIM, 36H
REAR RIM	ECLAT "TRIPPIN XL" STRAIGHT DOUBLE WALL RIM, 36H
SEAT	WETHEPEOPLE "CRYSIS" FAT PADDED PIVOTAL SEAT
SEAT POST	SALT "AM" PIVOTAL SEAT POST, ALLOY, 150MM
SEAT CLAMP	INTEGRATED SEAT CLAMP
TIRES	SALT TIRES "PITCH SLICK" 2.35" FRONT / 2.25" REAR
PEGS	SALT "PRO" STEEL/NYLON SLEEVE PEGS (1 PAIR)
WEIGHT	11.4 KG (25.3 LBS) W/O PEGS & BRAKES

W.T.P

20 INCH

COMPLETE BIKES 2016 PREVIEW

W.T.P

A side profile of a dark blue bicycle with yellow tires and a high-rise handlebar. The frame is dark blue with 'VELOS' written on the down tube. The handlebars are silver with black grips. The seat is black. The wheels have many thin spokes. The tires are yellow with a black rim. The chain is silver. The pedals are black. The background is white.



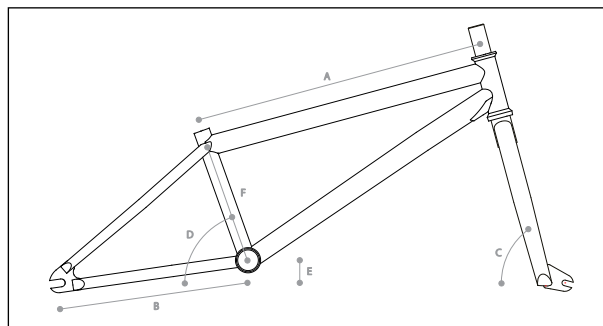
VERSUS		W.T.P
SPECS		
MASTER	20 INCH	
COMPLETE BIKES 2016 PREVIEW		



GLOSSY METALLIC BLUE

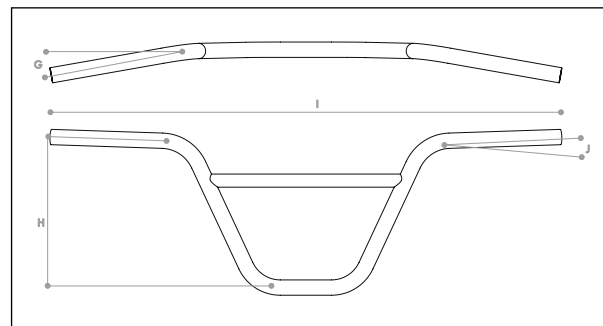
W1698M

FRAME GEOMETRY



A	TOP TUBE LENGHT	20.75"
B	CHAIN STAY LENGTH	13.3"
C	HEAD TUBE ANGLE	75°
D	SEAT TUBE ANGLE	71°
E	BOTTOM BRACKET HEIGHT	11.7"
F	STANDOVER HEIGHT	9"

BAR GEOMETRY



G	BACKSWEEP	11.5°
H	RISE	9"
I	WIDTH	29.5"
J	UPSWEEP	2°



FRAME	4130 FULL CRMO FRAME, TAPERED SS & CS REMOVEABLE PIVOTS & GUIDES
FORK	SALTPLUS "HQ V2" FORK, FULL 4130 CRMO , 1PC FORMED CRMO STEERER, 33MM OFFSET
BARS	FULL 4130 CRMO BAR
GRIPS	SALTPLUS VEX COMPOUND "XL" GRIPS
STEM	SALTPLUS "CENTER V2" TOP LOADING STEM, 50MM REACH
HEADSET	SALT "PRO" INT. HEADSET, SEALED BEARING
GYRO	NO / HOLES FOR REMOVABLE GYRO TABS
LEVER	SALT "Moto" ALLOY BRAKE LEVER
BRAKES	SALTPLUS "DELTA XL" ALLOY U-BRAKE REAR WITH SALTPLUS "PROPELLER" BRAKE PADS
CRANKS	SALTPLUS "PRO48" (L&R) TUBULAR 3PC CRANK CRMO 170MM, 48 SPLINE
BB	SALT "Mid Size" , PRESS FIT, SEALED BEARING
PEDALS	ECLAT "SLASH" NYLON/FIBERGLASS PEDALS
CHAIN	SALT "AM" CHAIN, 510H TYPE
SPROCKET	SALTPLUS "CENTER" 6061 T6 ALLOY, CNC, 27T SPROCKET
DRIVER	9T, 1PC CASSETTE DRIVER, SEALED BEARING
FRONT HUB	SALT "EXPERT" HUB, SB, 3/8"S FEMALE BOLTS, 36H, INCL. NYLON/FIBRE GLAS HUBGUARD
REAR HUB	SALT "Pro" CASSETTE HUB, SB, 9T, HOLLOW 14MM AXLE, 36H, INCL. NYLON/FIBRE GLAS HUBGUARD
FRONT RIM	SALTPLUS "SUMMIT" AERO DOUBLE WALL RIM, 36H
REAR RIM	SALTPLUS "SUMMIT" STRAIGHT DOUBLE WALL RIM, 36H
SEAT	WETHEPEOPLE "VERSUS" MID PADDED PIVOTAL SEAT
SEAT POST	SALT "AM" PIVOTAL SEAT POST, ALLOY, 150MM
SEAT CLAMP	INTEGRATED SEAT CLAMP
TIRES	SALT TIRES "PITCH SLICK " 2.35" FRONT / 2.25" REAR
PEGS	SALT "Pro" STEEL/NYLON SLEEVE PEGS (1 PAIR)
WEIGHT	11.7 KG (25.8 LBS) W/O PEGS & BRAKES

TRUST

SIDE VIEW

20 INCH


GLOSSY TRANS. RED

COMPLETE BIKES 2016 PREVIEW

W.T.P



Sfr. 799.00



TRUST

SPECS

PRO

20 INCH

COMPLETE BIKES 2016 PREVIEW

W.T.P



GREY C.P.

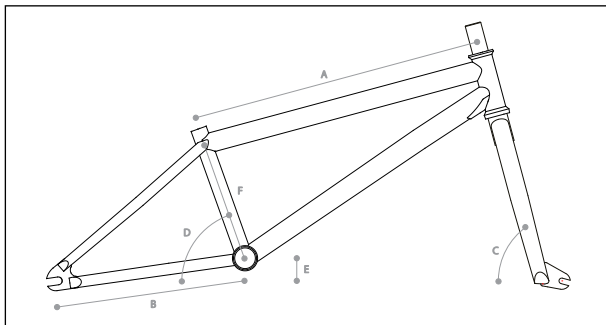
W1698N



GLOSSY TRANSLUCENT RED

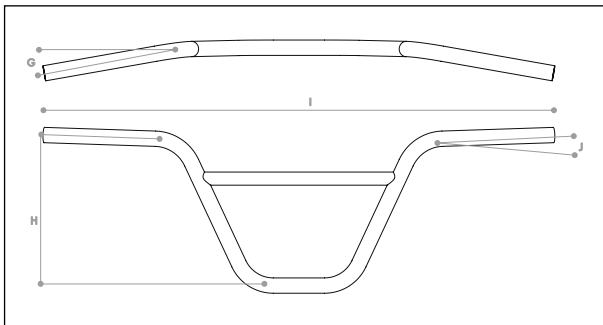
W16980

FRAME GEOMETRY



A	TOP TUBE LENGHT	21"
B	CHAIN STAY LENGTH	13.4"
C	HEAD TUBE ANGLE	75°
D	SEAT TUBE ANGLE	70°
E	BOTTOM BRACKET HEIGHT	11.75"
F	STANDOVER HEIGHT	8.6" 9"

BAR GEOMETRY



G	BACKSWEEP	11.5°
H	RISE	9"
I	WIDTH	29.5"
J	UPSWEEP	2°



FRAME	4130 FULL CRMO, REMOVEABLE PIVOTS & GUIDES, INTG. CHAIN TENSIONER
FORK	SALTPLUS "HQ V2" FORK, FULL 4130 CRMO , 1PC FORMED CRMO STEERER 28MM OFFSET
BARS	FULL 4130 CRMO BAR
GRIPS	SALTPLUS Vex COMPOUND "XL" GRIPS, FLANGLESS
STEM	SALTPLUS "FIELD" CNC ALLOY TOP LOADING STEM, 50MM REACH
HEADSET	SALTPLUS "Echo" INT. HEADSET, SEALED BEARING
GYRO	NO / HOLES FOR REMOVABLE GYRO TABS
LEVER	SALTPLUS "Geo" HINGED ALLOY BRAKE LEVER
BRAKES	SALTPLUS "DELTA XL" ALLOY U-BRAKE REAR WITH SALTPLUS "PROPELLER" BRAKE PADS
CRANKS	SALTPLUS "PR048" (L&R) TUBULAR 3PC CRANK CRMO 170MM, 48 SPLINE
BB	SALT "MID SIZE" , PRESS FIT, SEALED BEARING
PEDALS	ÉCLAT "SLASH" NYLON/FIBREGLOSS PEDALS
CHAIN	SALT "AM" CHAIN, 510H TYPE
SPROCKET	SALTPLUS "TRIDENT" 6061 T6 ALLOY, CNC, 26T SPROCKET
DRIVER	9T, 1PC CASSETTE DRIVER, L&R SWITCH DRIVE, SEALED BEARING
FRONT HUB	SALT "EXPERT" HUB, SB, 3/8"S FEMALE BOLTS, 36H, INCL. NYLON/FIBRE GLAS HUBGUARD
REAR HUB	SALTPLUS "TRAPEZ" CASSETTE HUB, SB, 9T L&R SWITCH DRIVE, 36H, INCL. NYLON/FIBRE GLAS HUBGUARD
FRONT RIM	ECLAT "TRIIPPIN XL" DOUBLE WALL RIM, 36H
REAR RIM	ECLAT "TRIIPPIN XL" DOUBLE WALL RIM, 36H
SEAT	WETHEPEOPLE "Trust" THICK PADDED PIVOTAL SEAT
SEAT POST	SALT "AM" PIVOTAL SEAT POST, ALLOY, 150MM
SEAT CLAMP	INTEGRATED SEAT CLAMP
TIRES	SALT TIRES "Pitch SLICK " 2.35" FRONT / 2.25" REAR
PEGS	SALT "Pro" STEEL/NYLON SLEEVE PEGS (1 PAIR)
WEIGHT	11.7 KG (25.8 LBS) W/O PEGS & BRAKES

VOLTA		<div>W.T.P</div>
SIDE VIEW	20 INCH	
BRUSHED BROWN C.P.		
COMPLETE BIKES 2016 PREVIEW		

Sfr.999.00



VOLTA

W.T.P

SPECS

ELITE

20 INCH

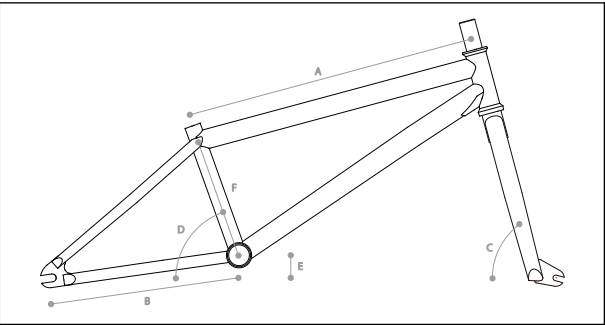
COMPLETE BIKES 2016 PREVIEW



BRUSHED BROWN C.P.

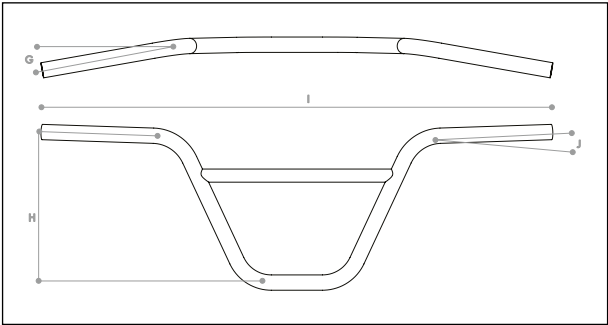
W1698P

FRAME GEOMETRY



A	TOP TUBE LENGHT	21"
B	CHAIN STAY LENGTH	13.65"
C	HEAD TUBE ANGLE	75°
D	SEAT TUBE ANGLE	71°
E	BOTTOM BRACKET HEIGHT	11.7"
F	STANDOVER HEIGHT	9"

BAR GEOMETRY



G	BACKSWEEP	11.5°
H	RISE	9"
I	WIDTH	29,5"
J	UPSWEEP	2°



FRAME	4130 FULL SANKO, REMOVEABLE PIVOTS & GUIDES, INTG. CHAIN TENSIONER
FORK	SALTPLUS "MAGIC V2" FORK, SANKO TUBING, CNC STEERER, INV. CAST DROPOUTS
BARS	FULL 4130 CRMO BAR
GRIPS	SALTPLUS VEX COMPOUND "XL" GRIPS
STEM	WETHEPEOPLE "HYDRA" CNC ALLOY TOP LOADING STEM, 50MM, 27MM RISE
HEADSET	SALTPLUS "ECHO" INT. HEADSET, SEALED BEARING
GYRO	NO / HOLES FOR REMOVABLE GYRO TABS
LEVER	SALTPLUS "GEO" HINGED ALLOY BRAKE LEVER
BRAKES	SALT "GEO XL" ALLOY U-BRAKE
CRANKS	WETHEPEOPLE "ROYAL", TUBULAR 3PC CRANK CRMO, 175MM, 48 SPLINE
BB	SALTPLUS "ECHO", MID SIZE, PRESS FIT, SEALED BEARING
PEDALS	ÉCLAT "CHURCHILL" NYLON/FIBREGLOSS PEDALS, REMOVABLE PINS
CHAIN	SALTPLUS "WARLOCK" HALFLINK CHAIN
SPROCKET	WETHEPEOPLE "ROYAL" ALLOY, 27T SPROCKET
DRIVER	9T, 1PC CASSETTE DRIVER, L&R SWITCH DRIVE, FULL BUSHING
FRONT HUB	ÉCLAT "PULSE" HUB, SB, 3/8"'S FEMALE BOLTS, 36H
REAR HUB	ÉCLAT "PULSE" CASSETTE, SB HUB, 9T L&R SWITCH DRIVE, 14MM FEMALE BOLTS, 36H
FRONT RIM	ECLAT "BONDI V2" STRAIGHT DOUBLE WALL RIM, 36H, FLASH WELDED
REAR RIM	ECLAT "BONDI V2" STRAIGHT DOUBLE WALL RIM, 36H, FLASH WELDED
SEAT	WTP "VOLTA" MID PADDED PIVOTAL SEAT
SEAT POST	SALT "AM" PIVOTAL SEAT POST, ALLOY, 150MM
SEAT CLAMP	INTEGRATED SEAT CLAMP
TIRES	ECLAT TIRES "FIREBALL" 2.4" FRONT & 2.3" REAR
PEGS	-
WEIGHT	11.3 KG (24.9 LBS) W/O PEGS & BRAKES

ENVY

SIDE VIEW

20 INCH

MATT GREY TITAN

COMPLETE BIKES 2016 PREVIEW

W.T.P



Sfr.1199.00



WTP



ENVY		W.T.P
SPECS		
ELITE	20 INCH	
COMPLETE BIKES 2016 PREVIEW		



MATT GREY TITAN

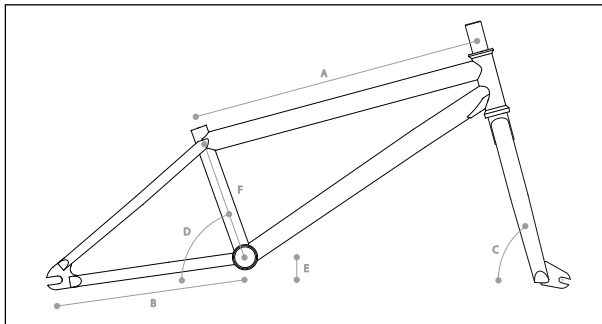
W1698R



MATT GREY TITAN

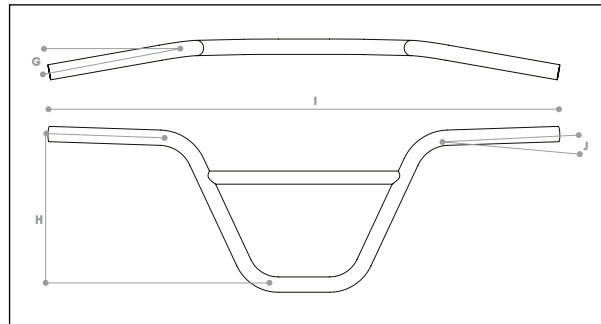
W1698Q

FRAME GEOMETRY



A	TOP TUBE LENGHT	20.6" 21"
B	CHAIN STAY LENGTH	13.55"
C	HEAD TUBE ANGLE	75.5°
D	SEAT TUBE ANGLE	70.5°
E	BOTTOM BRACKET HEIGHT	11.75"
F	STANDOVER HEIGHT	9.12"

BAR GEOMETRY



G	BACKSWEEP	11°
H	RISE	9.17"
I	WIDTH	29.25"
J	UPSWEEP	2°



FRAME	4130 FULL SANKO, TAPERED DT, REMOVEABLE PIVOTS & GUIDES , INTG. CHAIN TENSIONER
FORK	"ENVY" FORK FULL 4130 SANKO, 28MM OFFSET CNC 1PC STEERER, POST LIQUID HEAT-TREATED
BARS	"ENVY" BARS FULL 4130 SANKO, POST LIQUID HEAT-TREATED, 25.4MM
GRIPS	ECLAT VEX COMPOUND "FILTER" GRIPS
STEM	WETHEPEOPLE "HYDRA" CNC ALLO TOP LOADING STEM, 50 MM REACH, 27MM RISE, 25.4MM CLAMP
HEADSET	SALTPLUS "ECHO" INT. HEADSET, SEALED BEARING
GYRO	NO / HOLES FOR REMOVABLE GYRO TABS
LEVER	ECLAT "SNIPER" HINGED ALLOY BRAKE LEVER, TWO FINGER VERSION
BRAKES	ECLAT "UNIT" U-BRAKE AND BRIDGE CABLE REAR
CRANKS	ECLAT "AEON" 2.5 PC CRANK, CRMO, 170MM, 48T SPLINE, 22MM SPINDLE
BB	ECLAT "CNC" MID SIZE, PRESS FIT, SEALED BEARING
PEDALS	ÉCLAT "CHURCHILL" NYLON/FIBREGLOSS PEDALS, REMOVABLE PINS
CHAIN	SALTPLUS "WARLOCK" HALF-LINK CHAIN
SPROCKET	ÉCLAT "VENT GUARD" 6016 T6 ALLOY, CNC, 26T SPROCKET
DRIVER	8T, 1PC FREE-COASTER DRIVER. 3PC SEALED BEARINGS & C-CLIP
FRONT HUB	ÉCLAT "PULSE" HUB, SB, 3/8"'S FEMALE BOLTS, 36H
REAR HUB	ECLAT "PULSE" FREE-COASTER. HUB, SB, 9T RIGHT SIDE DRIVE, 14MM HOLLOW AXLE, 36H
FRONT RIM	ECLAT "BONDI V2" STRAIGHT, DOUBLE WALL RIM, 36H, FLASH WELDED
REAR RIM	ECLAT "BONDI V2" STRAIGHT, DOUBLE WALL RIM, 36H, FLASH WELDED
SEAT	ECLAT "OZ V2" THICK PADDED PIVOTAL SEAT
SEAT POST	WETHEPEOPLE 3D FORGED ALLOY PIVOTAL SEAT POST, 200MM
SEAT CLAMP	INTEGRATED SEAT CLAMP
TIRES	WETHEPEOPLE TIRES "STICKIN" 2.4" FRONT / 2.3" REAR
PEGS	-
WEIGHT	10.6 KG (23.3 LBS) W/O BRAKES

ATLAS		<div><div></div><div>W.T.P</div><div></div></div>
SIDE VIEW	24 INCH	
GLOSSY DARK GREEN		
COMPLETE BIKES 2016 PREVIEW		

Sfr.779.00



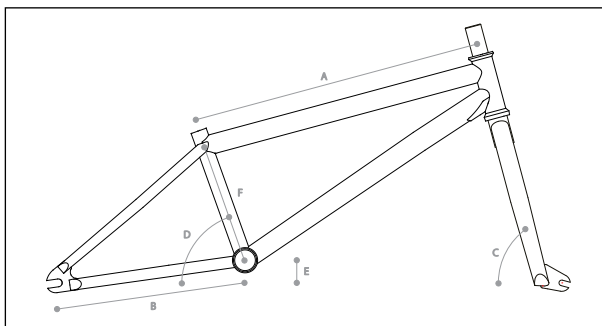
ATLAS		W.T.P
SPECS		
SPECIAL	24 INCH	
COMPLETE BIKES 2016 PREVIEW		



GLOSSY DARK GREEN

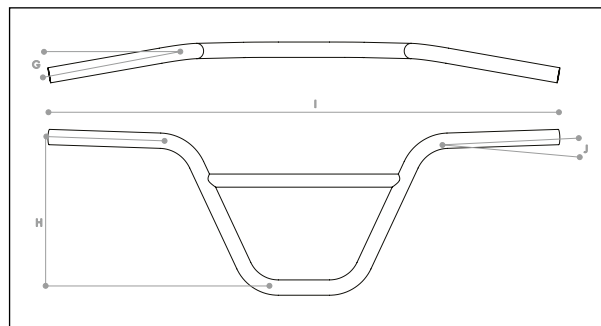
W1698S

FRAME GEOMETRY



A	TOP TUBE LENGHT	22"
B	CHAIN STAY LENGTH	14.6"
C	HEAD TUBE ANGLE	74°
D	SEAT TUBE ANGLE	72°
E	BOTTOM BRACKET HEIGHT	12.7"
F	STANDOVER HEIGHT	9.7"

BAR GEOMETRY



G	BACKSWEEP	12°
H	RISE	7.5"
I	WIDTH	28.1"
J	UPSWEEP	2.5°



FRAME	4130 FULL CRMO, INTG. CHAIN TENSIONER
FORK	SALTPLUS "MAGIC-24" FORK, SANKO TUBING, CNC STEERER, INV. CAST DROPOUTS
BARS	FULL 4130 CRMO BAR
GRIPS	WETHEPEOPLE VEX COMPOUND "HILT" GRIPS
STEM	SALTPLUS "FIELD" TOP LOADING STEM, 50MM REACH
HEADSET	SALT "Pro" INT. HEADSET, SEALED BEARING
GYRO	NO
LEVER	SALT "Moto" ALLOY BRAKE LEVER
BRAKES	SALTPLUS "Geo" U-BRAKE REAR, INCL. SALTPLUS "PROPELLER" BRAKE PADS
CRANKS	SALTPLUS "PRO48" TUBULAR 3PC CRANK CRMO 175MM, 48 SPLINE
BB	SALT "Mid Size", PRESS FIT, SEALED BEARING
PEDALS	SALTPLUS "STEALTH" NYLON/FIBREGLASS PEDALS, LOOSE BALL
CHAIN	SALT "AM" CHAIN, 510H TYPE
SPROCKET	SALTPLUS "CENTER" 6061 T6 ALLOY, CNC, 25T SPROCKET
DRIVER	10T, 1PC CASSETTE DRIVER, SEALED BEARING
FRONT HUB	SALT "EXPERT" HUB, SB, 3/8"S FEMALE BOLTS, 36H
REAR HUB	SALT "Pro" CASSETTE HUB, SB, 10T, HOLLOW 14MM AXLE, 36H
FRONT RIM	SALTPLUS "SUMMIT" STRAIGHT DOUBLE WALL RIM, 36H
REAR RIM	SALTPLUS "SUMMIT" STRAIGHT DOUBLE WALL RIM, 36H
SEAT	WETHEPEOPLE "ALTAS" SLIM PADDED PIVOTAL SEAT
SEAT POST	SALT "AM" PIVOTAL SEAT POST, ALLOY, 150MM
SEAT CLAMP	INTEGRATED SEAT CLAMP
TIRES	KENDA "SMALL BLOCK 8" TIRES 2.1" FRONT / 1.95"
PEGS	-
WEIGHT	12 KG (26.4 LBS) AS PICTURE

AVENGER

SIDE VIEW


26 INCH

GLOSSY NAVY BLUE

COMPLETE BIKES 2016 PREVIEW

W.T.P

Sfr.849.00



WTP
AVENGER

MMXVI
DESIGNED
AND
DEVELOPED
IN CGN.G



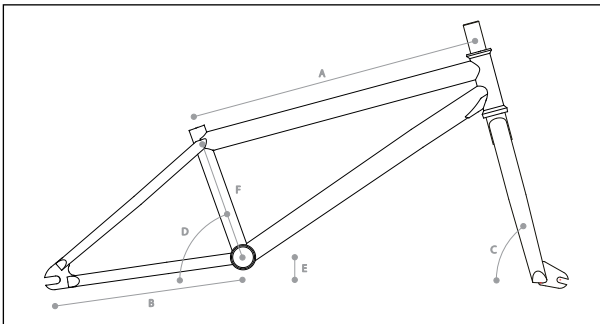
AVENGER		W.T.P
SPECS		
SPECIAL	26 INCH	
COMPLETE BIKES 2016 PREVIEW		



GLOSSY NAVY BLUE

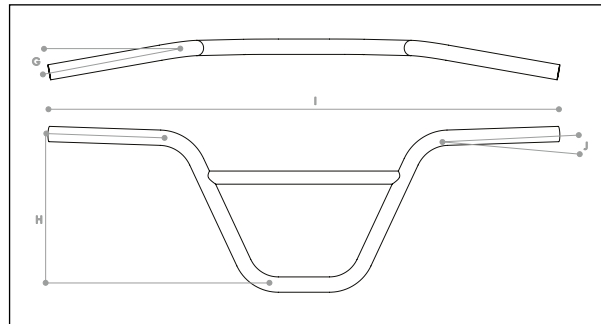
W1698T

FRAME GEOMETRY



A	TOP TUBE LENGHT	23.15"
B	CHAIN STAY LENGTH	17.15"
C	HEAD TUBE ANGLE	72°
D	SEAT TUBE ANGLE	73°
E	BOTTOM BRACKET DROP	-20MM
F	STANDOVER HEIGHT	14.75"


BAR GEOMETRY



G	BACKSWEEP	15°
H	RISE	6.5"
I	WIDTH	29.9"
J	UPSWEEP	3°



FRAME	WETHEPEOPLE "AVENGER" BEACH CRUISER FRAME, CRMO DOWNTUBE
FORK	WETHEPEOPLE "AVENGER" CRMO FORK
BARS	WETHEPEOPLE "AVENGER" FULL 4130 CRMO BAR
GRIPS	WETHEPEOPLE Vex COMPOUND "HILT" GRIPS
STEM	WETHEPEOPLE "AVENGER" 1" SHAFT STEM
HEADSET	FSA "PRO" A-HEADSET, 1" SEALED BEARING
GYRO	-
LEVER	ALLOY BRAKE LEVER
BRAKES	ALLOY V-BRAKE REAR
CRANKS	SALT "EXPERT" TUBULAR 3PC "TSS" CRANK CRMO 170MM, 8 SPLINE
BB	SALT "AM" USA, SEALED BEARING
PEDALS	WETHEPEOPLE "AVENGER" OLDSCHOOL CAGE DESIGN
CHAIN	SALT "AM" CHAIN, 510H TYPE
SPROCKET	WETHEPEOPLE "AVENGER" CLASSIC LOOK SPROCKET, 33T
DRIVER	SALTPLUS "PRO" FREEWHEEL, 13T
FRONT HUB	WETHEPEOPLE "AVENGER", SB, 3/8" AXLE
REAR HUB	WETHEPEOPLE "AVENGER", SB, 3/8" AXLE
FRONT RIM	WETHEPEOPLE "AVENGER" 26", ALLOY, DOUBLE WALL
REAR RIM	WETHEPEOPLE "AVENGER" 26", ALLOY, DOUBLE WALL
SEAT	WETHEPEOPLE "AVENGER" CLASSIC LOOK RAILED SEAT
SEAT POST	ALLOY, 3D FORGED
SEAT CLAMP	ALLOY SEAT CLAMP
TIRES	KENDA "K-RAD" TIRES 2.3" FRONT & REAR
PEGS	-
WEIGHT	13.8 KG (30.4 LBS) AS PICTURE



For 2016 the Bombtrack range has 'gone fourth and multiplied' to now including fourteen all new or updated models. The origins of Bombtrack are based in fixed gear freestyle, so enthusiasts will be delighted to see the Dash bike remains in the line up. The Divide now comes out of the box with a cassette hub and rear v-brake whilst the Dash remains fixed, but with removable U-brake pivots for better braking should it take on a single speed future.

One of the most popular bikes last year was the Arise, due to its super rugged and versatile design. For 2016 this aspect has been enhanced thanks to a sliding dropout which offers longer chain stay lengths which are perfect for touring and longer rides, but also the ability to replace the derailleur hanger in the event of an accident. Up front the fork includes rack mounts making this bike more of a 'Swiss Army Knife' than ever before.

The Script has got a significant frame upgrade for 2016, now using a multi-butt 7000 series alloy tube set and a stunning two-tone colour scheme. The painting is mirrored on the Needle, which has had a number of changes, with a carbon fiber fork with tapered steerer tube, new dropouts and a sloping top tube more akin to a race bike, all ensuring that it is the most progressive fixed track and criterium bike around.

The Hook bike really burst onto the CX/gravel scene last year thanks to its impressive capabilities brought to light by Fish's journey across the Alps last Summer. The Hook really captured the moment as the CX/gravel and adventure bikes all merged into one. The extremely stable yet playful geometry is at the core of what makes this bike so fun. For 2016 we have expanded the Hook into 3 models. The entry level bike uses Japanese Sanko crmo tubing with a heat treated front triangle and SRAM's Apex group-set. The Hook 2 carries on the Columbus Cromor from last year but now has a carbon fork with rack and fender mounts all round, it also utilizes SRAM's latest Rival 1 groupset, a perfect drive train for this go anywhere do anything machine. The Hook 3 is a competition ready all out CX racer, built from T700 HD carbon-fiber and kitted out with SRAM's Force CX1 drive train, DT Swiss R24 wheel set and Deda finishing kit, it's a bike to be reckoned with.

The Oxbridge range has also become more diverse for 2016 with the addition of a 10speed drop bar version, which carries on the classic lines the Oxbridge is known for. The women's Oxbridge has its own identity now as the Trinity, it is marked by an updated mixte style frame, raised handle bar and front carrier rack, perfect for a relaxed ride through the city.

The Audax and Tempest are totally new for 2016, and mark our road/race and touring models. The Tempest has a more aggressive race geometry and uses Reynolds 725 tubing, a full Shimano 105 group-set, Mavic Ksyrium wheels and finished off with a Deda finishing kit. The Audax has a more relaxed geometry for a comfortable touring ride and the rack mounts and mudguards mean its ready whatever journey waits in store.

The bike-packing and gravel touring scene has really exploded over the past year, and to cater for this market we have come up with the Beyond. Using a Columbus cromor tubing set that was proven on our Hook bike, this provides a solid base for a bike that has all the mounting points to be fully loaded with racks, bags and water bottles. The SRAM X7 derailleur keeps the shifting solid and reliable which is what you need when you're miles from civilization. The DT Swiss X1900 wheelset are tough enough for the more rugged off-road trails, and WTB tires provide the grip no matter where you're heading.

"PLEASE NOTE THAT SOME PARTS AND FINISHES SHOWN IN THE PHOTOS MAY NOT BE AS FINAL PRODUCTION, SO PLEASE REFER TO THE BIKE SPEC FOR CLARIFICATION."



BOMBTRACK
B I C Y C L E C O M P A N Y


COMPLETE BIKES PREVIEW 2016



BOMBTRACK™

SCRIPT | SILVER - 2 TONE | 700C

Sfr.1299.00





BOMBTRACK™

SCRIPT | SILVER - 2 TONE | 700C



S/52 W1697A
M/54 W1697B
L/57 W1697C

	S - 52	M - 54	L - 57
HORIZONTAL TOPTUBE LENGTH (MM)	519	547	576
SEAT ANGLE (°)	75	74.5	74
HEADTUBE LENGTH (MM)	115	145	180
HEAD ANGLE (°)	72.5	72.8	73
SEAT TUBE LENGTH (MM)	520	540	570
BB DROP (MM)	54	54	54
CHANSTAY LENGTH (MM)	397	397	397
FORK OFFSET (MM)	45	45	45
STEM (MM)	100	100	100
HANDLEBAR (MM)	420	420	420
CRANKARM (MM)	165	165	165
SEAT POST DIAMETER (MM)	27.2	27.2	27.2

FRAME	7005 MULTI-BUTTED ALLOY, TAPERED TOP AND DOWN TUBE, STAINLESS STEEL DROP-OUT PLATES
FORK	BT BIKES "SCRIPT" ALLOY AERO FORK, TAPERED STEERER 1.1/5"-1.1/8"
BAR	BT BIKES "COMPACT" DROP BAR, BUTTED 6061-T6 ALLOY
GRIPS	BT BIKES "PRO" BAR TAPE WITH VEX GEL
STEM	BT BIKES FORGED ALLOY STEM,
HEADSET	FSA TAPERED SEALED A-HEADSET, 1.1/8"-1.1/5"
LEVER	TEKTRO "RL-721" TOP MOUNT HINGED LEAVERS
BRAKES	TEKTRO "R312" CALIPER BRAKES
CRANKS	SRAM "OMNIUM" 165MM
BB	SRAM "OMNIUM" BB SET
PEDALS	NOT INCLUDED
CHAIN	KMC "DLC" 1/2" X 1/8" CHAIN
CHAINRING	SRAM "OMNIUM" 48T
DRIVER	17T THREADED COG
DERAILLEUR	-
SHIFTER	-
FRONT HUB	BT BIKES "DROME" SB FRONT HUB, 9MM FEAMLE BOLT AXLE, 32H
REAR HUB	BT BIKES "DROME" SB REAR ALLOY FLIP-FLOP TRACK HUB, 10MM REGULAR AXLE, 32H
FRONT RIM	BT BIKES "AT490" DOUBLE WALL, PIN JOINT RIM, 32H
REAR RIM	BT BIKES "AT490" DOUBLE WALL, PIN JOINT RIM, 32H
SEAT	FABRIC "SCOOP-FLAT" WITH CRMO RAILS
SEAT POST	BT BIKES "ZERO" ALLOY SEATPOST
SEAT CLAMP	BT BIKES CNC ALLOY SEATCLAMP
TIRES	KENDA "KRITERIUM" 700C X 25C
MUDGUARDS	-
WEIGHT	8.3KG



BOMBTRACK™

ARISE | METALLIC BLACK | 700C

Sfr. 999.00





S/51

W1696A

M/54


W1696B

L/58

W1696C

	S - 51	M - 54	L - 58
HORIZONTAL TOPTUBE LENGTH (MM)	524	550	576
SEAT ANGLE (°)	74	73.5	73.5
HEADTUBE LENGTH (MM)	120	143	180
HEAD ANGLE (°)	73	73.2	73.5
SEAT TUBE LENGTH (MM)	510	540	580
BB DROP (MM)	55	55	55
CHANSTAY LENGTH (MM)	420	420	420
FORK OFFSET (MM)	40	40	40
STEM (MM)	100	100	100
HANDLEBAR (MM)	420	440	440
CRANKARM (MM)	170	170	175
SEAT POST DIAMETER (MM)	27.2	27.2	27.2

FRAME	4130 FULL CRMO FRAME, WITH HEAT TREATED FRONT TRIANGLE, INC DERAILLEUR, FENDER & RACK MOUNTS
FORK	BT BIKES "ARISE" FORK, FULL 4130 CRMO, TAPERED DOUBLE BUTTED BLADES WITH FENDER & RACK MOUNTS
BARs	BT BIKES "CX" 6061-T6 BUTTED ALLOY, 9° FLAIED DROP BAR
GRIPS	BT BIKES "TEAM" PERFORATED BAR TAPE
STEM	BT BIKES FORGED ALLOY STEM,
HEADSET	FSA "ORBIT X" SEALED A-HEADSET, 1.1/8"
LEVER	TEKTRO "RL-340" BRAKE LEVERS
BRAKES	TEKTRO "RX5" MINI V-BRAKES
CRANKS	BT BIKES "TAF19" 6061 ALLOY, 170MM (S,M) 175MM (L)
BB	PRESS FIT 86 SEALED BB
PEDALS	NOT INCLUDED
CHAIN	KMC "510HX" 1/2" X 1/8" CHAIN
CHAINRING	BT BIKES ALLOY, CNC, 42T CHAINRING
DRIVER	17T COG
DERAILLEUR	-
SHIFTER	-
FRONT HUB	BT BIKES "ARISE" SEALED, 10MM FEMALE BOLT HUB, 32H
REAR HUB	BT BIKES "ARISE" SEALED ALLOY CASSETTE HUB, 10MM HOLLOW AXLE, 32H
FRONT RIM	BT BIKES "X2100" DOUBLE WALL, PIN JOINT RIM, 32H
REAR RIM	BT BIKES "X2100" DOUBLE WALL, PIN JOINT RIM, 32H
SEAT	FABRIC "SCOOP-SHALLOW" WITH CRMO RAILS
SEAT POST	BT BIKES "612" ALLOY SEATPOST
SEAT CLAMP	BT BIKES COLD FORGED ALLOY SEATCLAMP
TIRES	CONTINENTAL "CYCLOCROSS SPEED" 700C X 35C
MUDGUARDS	-
WEIGHT	9.8KG



**S/51 W1593A****M/54 W1593B****L/56 W1593C****XL/58 W1593D**

FRAME GEOMETRY - IN MM

A	TT LENGTH	S - 529 / M - 540 / L - 556 / X-L - 585
B	CS LENGTH	425
C	HT ANGLE	S - 71° / M - 71.5° / L - 72° / XL - 72.5°
D	ST ANGLE	S, M AND L - 74° / X-L - 73°
E	BB HEIGHT	60 DROP
F	ST LENGTH (C-T)	S - 510 / M - 540 / L - 560 / X-L - 580

HANDLEBAR GEOMETRY - IN MM

RISE	126 DROP
REACH	76
OTHER	12° OUTWARD FLAIR
WIDTH	S & M 440, L 460
CLAMPING	31.8MM


FRAME	COLUMBUS "CROMOR" DOUBLE BUTTED TUBING
FORK	BT BIKES "HOOK" CARBON/ALLOY DISC FORK, 1.1/8"-1.1/5" TAPERED STEERER
BARS	BT BIKES "CX" 6061 ALLOY, 12° FLAIRED DROP BAR
GRIPS	VELO "001" BAR TAPE
STEM	BT BIKES FORGED ALLOY STEM, 110MM REACH, 7° UP
HEADSET	FSA "ORBIT ITA" SEALED A-HEADSET, TAPERED 1.1/8"-1.1/2"
LEVER	SRAM "RIVAL"
BRAKES	AVID "BB7-ROAD" DISC BRAKES
CRANKS	SRAM "RIVAL"
BB	PRESS FIT BB 30
PEDALS	BT BIKES NYLON PLATFORM
CHAIN	SRAM "RIVAL"
CHAINRING	SRAM "RIVAL" 36/46
DRIVER	SRAM "RIVAL" 10SPD CASSETTE, 12-28
DERAILLEUR	SRAM "RIVAL" FRONT & REAR
SHIFTER	SRAM "RIVAL" (INTEG. WITH LEVER)
FRONT HUB	MAVIC "CROSSONE" ALLOY, SEALED BEARING, 9MM QR SQUERS
REAR HUB	MAVIC "CROSSONE" ALLOY, SEALED BEARING, 9MM QR SQUERS
FRONT RIM	MAVIC "CROSSONE" ALLOY, DOUBLE WALL PINNED, 24H
REAR RIM	MAVIC "CROSSONE" ALLOY, DOUBLE WALL PINNED, 24H
SEAT	BT BIKES "CX" RAIL SEAT
SEAT POST	BT BIKES '620' ALLOY MICRO-ADJUST SEATPOST
SEAT CLAMP	BT BIKES CNC ALLOY SEATCLAMP
TIRES	CONTINENTAL "CYCLO CROSS RACE" FOLDING 700X35C
PEGS	-
WEIGHT	ESTD. 10.5KG (23.14 LBS)



BOMBTRACK™

OXBRIDGE SS | METALLIC DARK GREEN | 700C

Sfr.899.00





S/51 W1694A
M/54 W1694B
L/58 W1694C




S/51 W1695A
M/54 W1695B
L/58 W1695C

	XS - 52	S - 54	M - 56	L - 58
HORIZONTAL TOPTUBE LENGTH (MM)	544	550	569	592
SEAT ANGLE (°)	74	74	73,5	73
HEADTUBE LENGTH (MM)	97	117	135	155
HEAD ANGLE (°)	72.5	72.5	73	73
SEAT TUBE LENGTH (MM)	523	543	563	583
BB DROP (MM)	60	60	60	60
CHANSTAY LENGTH (MM)	416	416	416	416
FORK OFFSET (MM)	45	45	45	45
STEM (MM)	80	80	100	100
HANDLEBAR (MM)	560	560	560	560
CRANKARM (MM)	165	165	170	170
SEAT POST DIAMETER (MM)	27.2	27.2	27.2	27.2

FRAME	4130 CRMO HEAD, DOWN AND SEAT TUBE, CRMO DROPOUTS WITH FENDER AND RACK MOUNTS
FORK	BT BIKES "OXBRIDGE" FULL 4130 CRMO FORK, WITH GUARD AND RACK MOUNTS
BARS	BT BIKES "OXBRIDGE" 6061 ALLOY BAR
GRIPS	VELO CLAMP ON GRIP WITH LEATHER BAR TAPE
STEM	BT BIKES GOOSE NECK FORGED ALLOY STEM
HEADSET	FSA "DURON X" SEALED BEARING, THREADED 1"
LEVER	PROMAX "249A" ALLOY BRAKE LEVERS
BRAKES	TEKTRO "R359" ALLOY CALIPER BRAKES
CRANKS	BT BIKES "AF22" 6061 ALLOY, 165MM (XS,S) 170MM (M,L)
BB	BT BIKES 1.37" X 68MM SEALED BB
PEDALS	BT BIKES CAGE ALLOY PEDAL
CHAIN	KMC "510HX", 1/2" X 1/8" CHAIN
CHAINRING	BT BIKES ALLOY, CNC, 44T CHAINRING AND CHAIN GUARD
DRIVER	16T FREEWHEEL
DERAILLEUR	-
SHIFTER	-
FRONT HUB	BT BIKES "DROME" SEALED FRONT ALLOY HUB, 9MM FEAMLE BOLT AXLE, 32H
REAR HUB	BT BIKES "DROME" SEALED REAR ALLOY HUB, 10MM FEMALE BOLT AXLE, 32H
FRONT RIM	BT BIKES "R450" DOUBLE WALL, PIN JOINT RIM, 32H
REAR RIM	BT BIKES "R450" DOUBLE WALL, PIN JOINT RIM, 32H
SEAT	BT BIKES "TEAM" SLIM PADDED RAIL SEAT
SEAT POST	BT BIKES "375" ALLOY MICRO-ADJUST SEATPOST
SEAT CLAMP	INTEGRATED SEAT CLAMP
TIRES	KENDA 700C X 28C
MUDGUARDS	BT BIKES ALLOY MUDGUARDS
WEIGHT	10.2KG

B BOMBTRACK™ OXBRIDGE (10 SPEED) | METALLIC NAVY BLUE | 700C

Sfr.999.00





S/51

W1693A

M/54

W1693B

L/58

W1693C

	XS - 52	S - 54	M - 56	L - 58
HORIZONTAL TOPTUBE LENGTH (MM)	545	550	569	592
SEAT ANGLE (°)	74	74	73.5	73
HEADTUBE LENGTH (MM)	97	117	135	155
HEAD ANGLE (°)	72.5	72.5	73	73
SEAT TUBE LENGTH (MM)	523	543	563	583
BB DROP (MM)	60	60	60	60
CHANSTAY LENGTH (MM)	416	416	416	416
FORK OFFSET (MM)	45	45	45	45
STEM (MM)	80	80	100	100
HANDLEBAR (MM)	560	560	560	560
CRANKARM (MM)	165	165	170	170
SEAT POST DIAMETER (MM)	27.2	27.2	27.2	27.2


FRAME	4130 CRMO HEAD, DOWN AND SEAT TUBE, CRMO DROPOUTS WITH FENDER AND RACK MOUNTS
FORK	BT BIKES "OXBRIDGE" FULL 4130 CRMO FORK, WITH GUARD AND RACK MOUNTS
BARS	BT BIKES "OXBRIDGE" 6061 ALLOY DROP BAR
GRIPS	BT BIKES "CLASSIC" PERFORATED BAR TAPE (FAUX LEATHER)
STEM	BT BIKES GOOSE NECK FORGED ALLOY STEM
HEADSET	FSA "DURON X" SEALED BEARING, THREADED 1"
LEVER	TEKTRO "RF340" LEVERS
BRAKES	TEKTRO "R359" ALLOY CALIPER BRAKES
CRANKS	BT BIKES "AF22" 6061 ALLOY, 165MM (XS,S) 170MM (M,L)
BB	BT BIKES 1.37" X 68MM SEALED BB
PEDALS	BT BIKES CAGE ALLOY PEDAL
CHAIN	KMC "X10L" CHAIN
CHAINRING	BT BIKES ALLOY, CNC, 48T CHAINRING AND GUARD
DRIVER	SHIMANO TIAGRA 12-28
DERAILLEUR	SHIMANO TIAGRA 10 SPEED (* NOT 105 AS SHOWN)
SHIFTER	DIA COMPE DOWNTUBE SHIFTER
FRONT HUB	BT BIKES "DROME" SEALED FRONT ALLOY HUB, 9MM FEAMLE BOLT AXLE, 32H
REAR HUB	BT BIKES "DROME" SEALED ALLOY CASSETTE HUB, 10MM FEMALE BOLT AXLE, 32H
FRONT RIM	BT BIKES "R450" DOUBLE WALL, PIN JOINT RIM, 32H
REAR RIM	BT BIKES "R450" DOUBLE WALL, PIN JOINT RIM, 32H
SEAT	BT BIKES "HARRIS" SLIM PADDED RAIL SEAT
SEAT POST	BT BIKES "375" ALLOY MICRO-ADJUST SEATPOST
SEAT CLAMP	INTEGRATED SEAT CLAMP
TIRES	KENDA 700C X 28C
MUDGUARDS	NOT INCLUDED
WEIGHT	10.8KG



BOMBTRACK™

TRINITY | METALLIC LIME | 700C

Sfr.999.00





S/51

W1692A

M/54

W1692B



S/51

W1691A

M/54

W1691B

	S - 43	M - 49	L - 52
HORIZONTAL TOPTUBE LENGTH (MM)	530	555	579
SEAT ANGLE (°)	74	74	74
HEADTUBE LENGTH (MM)	110	147	167
HEAD ANGLE (°)	71.5	71.5	71.5
SEAT TUBE LENGTH (MM)	430	490	520
BB DROP (MM)	70	70	70
CHANSTAY LENGTH (MM)	434	434	434
FORK OFFSET (MM)	45	45	45
STEM (MM)	80	100	100
HANDLEBAR (MM)	590	590	590
CRANKARM (MM)	165	170	170
SEAT POST DIAMETER (MM)	27.2	27.2	27.2

FRAME	4130 CRMO FRONT TRIANGLE, CRMO DROPOUTS WITH RACK AND FENDER MOUNTS
FORK	BT BIKES "OXBRIDGE" FULL 4130 CRMO FORK, WITH RACK AND FENDER MOUNTS
BARS	BT BIKES "MIXTE RISER" 6061-T6 ALLOY BAR
GRIPS	VELO CLAMP ON GRIP WITH LEATHER BAR TAPE
STEM	BT BIKES GOOSE NECK FORGED ALLOY STEM
HEADSET	FSA "DURON X" SEALED BEARING, THREADED 1"
LEVER	PROMAX "249A" ALLOY BRAKE LEVERS
BRAKES	TEKTRO "R359" ALLOY CALIPER BRAKES
CRANKS	BT BIKES "AF22" 6061 ALLOY
BB	BT BIKES 1.37" X 68MM SEALED BB
PEDALS	BT BIKES CAGE ALLOY PEDAL
CHAIN	KMC "510HX" 1/2" X 1/8" CHAIN
CHAINRING	BT BIKES ALLOY, CNC, 38T CHAINRING AND GUARD
DRIVER	21T COG
DERAILLEUR	-
SHIFTER	(AUTOMATIC)
FRONT HUB	BT BIKES "DROME" SEALED FRONT ALLOY HUB, 9MM FEAMLE BOLT AXLE, 28H
REAR HUB	SRAM "AUTOMATIX" INTERNAL 2SPD AUTO-SHIFT HUB, 28H
FRONT RIM	BT BIKES "R450" DOUBLE WALL, PIN JOINT RIM, 28H
REAR RIM	BT BIKES "R450" DOUBLE WALL, PIN JOINT RIM, 28H
SEAT	BT BIKES "TEAM" MID PADDED RAIL SEAT
SEAT POST	BT BIKES "375" ALLOY MICRO-ADJUST SEATPOST
SEAT CLAMP	INTEGRATED SEAT CLAMP
TIRES	KENDA 700C X 28C
MUDGUARDS	BT BIKES ALLOY MUDGUARDS
CARRIER	BT BIKES ALLOY/BAMBOO FRONT CARRIER
WEIGHT	13KG



BOMBTRACK™

AUDAX | METALLIC WHITE | 700C

Sfr.1899.00





BOMBTRACK™

AUDAX | METALLIC WHITE | 700C



S/51 W1690A

M/54 W1690B


L/58 W1690C

	XS - 49	S - 51	M - 53	L - 55	XL - 57
HORIZONTAL TOPTUBE LENGTH (MM)	525	545	560	575	590
SEAT ANGLE (°)	74	73	73	72.5	72.5
HEADTUBE LENGTH (MM)	100	120	135	155	170
HEAD ANGLE (°)	71	71	71	71.5	71.5
SEAT TUBE LENGTH (MM)	490	510	530	550	570
BB DROP (MM)	72	72	72	72	72
CHANSTAY LENGTH (MM)	430	430	430	430	430
FORK OFFSET (MM)	45	45	45	45	45
STEM (MM)	90	100	110	110	110
HANDLEBAR (MM)	420	440	440	440	440
CRANKARM (MM)	170	172.5	172.5	175	175
SEAT POST DIAMETER (MM)	27.2	27.2	27.2	27.2	27.2

FRAME	4130 FULL CRMO FRAME, WITH HEAT TREATED FRONT TRIANGLE, INC FENDER AND RACK MOUNTS
FORK	BT BIKES "AUDAX" FORK, CARBON / ALLOY, WITH FENDER MOUNTS
BAR	BT BIKES, 6061-T6 DOUBLE BUTTED ALLOY, DROP BAR
GRIPS	BT BIKES "PRO" BAR TAPE WITH VEX GEL
STEM	BT BIKES ALLOY STEM
HEADSET	FSA "ORBIT X" SEALED A-HEADSET, 1.1/8"
LEVER	SHIMANO "105"
BRAKES	TEKTRO "R359" ALLOY, LONG ARM CALLIPER BRAKES
CRANKS	SHIMANO "105"
BB	SHIMANO, 1.37"X 68MM, EXTERNAL SEALED BB
PEDALS	NOT INCLUDED
CHAIN	KMC "X11L" CHAIN
CHAINRING	SHIMANO "105" COMPACT 50/34T
DRIVER	SHIMANO "105" 11 SPEED, 11-28T
DERAILLEUR	SHIMANO "105" FRONT AND REAR
SHIFTER	SHIMANO "105" INTEG. WITH LEVER
FRONT HUB	DT SWISS "R24 SPLINE" SEALED BEARING, 9MM QR SQUERS
REAR HUB	DT SWISS "R24 SPLINE" SEALED BEARING, 9MM QR SQUERS
FRONT RIM	DT SWISS "R24 SPLINE" DOUBLE WALL PINNED, 22MM WIDE, TUBLESS COMPAT. 24H
REAR RIM	DT SWISS "R24 SPLINE" DOUBLE WALL PINNED, 22MM WIDE, TUBLESS COMPAT. 24H
SEAT	FABRIC "SCOOP-SHALLOW" WITH CRMO RAILS
SEAT POST	BT BIKES "620" ALLOY SEATPOST
SEAT CLAMP	BT BIKES ALLOY SEATCLAMP
TIRES	CONTINENTAL "GRAND SPORT RACE" 700C X 28C
MUDGUARDS	BT BIKES 35MM PLASTIC GUARDS
WEIGHT	9.8KG

B **BOMBTRACK™** DIVIDE | MATT BLACK | 700C

Sfr.799.00





S/47

M/51

L/56

W1387A

W1387B

W1387C

FRAME GEOMETRY - IN MM

A	TT LENGHT	S - 587.61 / M - 605.72 / L - 628
B	CS LENGTH	403
C	HT ANGLE	73°
D	ST ANGLE	74°
E	BB HEIGHT	45 DROP
F	ST LENGTH (C-T)	S - 470 / M - 510 / L - 560

HANDLEBAR GEOMETRY - IN MM

RISE	95 (3.75")
WIDTH	680 (26.8")
BACKSWEEP	6°
UPSWEEP	6°
CLAMPING	22.2


FRAME	4130 FULL CRMO FRAME, HEAT TREATED DROPOUT
FORK	BT BIKES "DIVIDE" FULL 4130 CRMO FORK
BARS	FULL 4130 CRMO BAR, FULL HEAT TREATED
GRIPS	BT BIKES "TEAM" FLANGLESS GRIPS
STEM	BT BIKES "CNC" ALLOY FRONT LOADING STEM, 52MM REACH
HEADSET	SALT "AM" INTEG. HEADSET, SEALED BEARING
LEVER	PROMAX "BL-428" ALLOY BRAKE LEVERS
BRAKES	TEKTRO "800A" CALIPER BRAKES
CRANKS	BT BIKES 3PC CRANK, 165MM (S), 170MM (M,L) BIKES
BB	MID SIZE, PRESS FIT, SEALED BEARING
PEDALS	SALT "AM" NYLON/FIBERGLASS PEDALS
CHAIN	SALTPLUS "WARLOCK" HALFLINK CHAIN
CHAINRING	BT BIKES "CHROMATIC" CNC, CRMO 27T SPROCKET
DRIVER	10T 1-PIECE FIXED GEAR, COG (CASSETTE CONVERTER INCLUDED)
DERAILLEUR	-
SHIFTER	-
FRONT HUB	BT BIKES FULLY SEALED FRONT HUB, 3/8" AXLE, 36H
REAR HUB	BT BIKES FIXED/CASSETTE FULLY SEALED REAR HUB, 14MM AXLE, 36H
FRONT RIM	BT BIKES "CX26" DOUBLE WALL, PIN JOINT RIM, 36H
REAR RIM	BT BIKES "CX26" DOUBLE WALL, PIN JOINT RIM, 36H
SEAT	BT BIKES RAIL SEAT
SEAT POST	BT BIKES '620' ALLOY MICRO-ADJUST SEATPOST
SEAT CLAMP	BT BIKES ALLOY SEATCLAMP
TIRES	BT BIKES "HELIX V2" TIRES 700C X 45C
PEGS	-
WEIGHT	11.9KG (26.23LBS)

bmx accessoires




éclat team grips

black	14.-
blue	14.-
red	14.-
gum	14.-



éclat control pneu

grey 20"x2.3" 39.90



éclat fireball pneu


black	20"x2.3" 42.-
bordeau	20"x2.3" 42.-
gum	20"x2.3" 42.-
green	20"x2.3" 42.-

black 20"x2.4" 42.-



wtp team tripod

black	39.-
army	39.-



éclat dive bar

- 762mm width
- 254mm rise
- 10° backsweep

black	85.-
green	85.-



éclat slash pedals

black	24.-
blue	24.-
red	24.-

salt+ pedals

black	27.-
army	38.-



salt rasta chain

- 1/2" x 1/8"
- 100 links
- heavy duty bmx chain
- 375 g

39.-



salt am chain

- 1/2" x 1/8"
- 100 links
- heavy duty bmx chain
- 375 g

15.-

for more accessoires visit your local dealer

bmX accessoires



éclat team peg
14mm inkl 10mm adapt
1 pcs. 25.-



éclat grind wax
70 x 82 x 120mm
black 18.-
red 18.-



salt+ wheel set
summit wheelset
echo chainring 25t
hq pegs 10+14mm
hx chain
salt nylon rintape

silver 279.-
red 279.-



Salt+ pegs
inkl. nylon sleeve clear
black 1 pcs. 29.-
cyan 1 pcs. 29.-
pink 1 pcs. 29.-
polished 1 pcs. 29.-




salt+ wheel set
valon wheelset
pro chainring 25t
am pegs 14mm+3/8" adaptors
am chain
nylon rintape

silver 219.-
red 219.-

salt center alu
black 25t 29.-
oilslick 25t 39.-
polished 25t 29.-

black 26t 29.-
oilslick 26t 39.-
polished 26t 29.-



salt axle nuts
black 12.-
blue 12.-
pink 12.-
polished 12.-



bmx accessoires



éclat e-tool

- 8/10mm wrench
- 15mm pedal wrench
- 3.3mm spoke wrench
- 10/19mm wrench
- 3,4,5,6,8mm hex bit
- 17mm socket

69.-



salt key set

- multi-colored
- 1.5mm - 10mm
- with ball point hex end
- 424 g

28.-



wtp sticker pack

- 15 pcs. diff.

10.-



éclat sticker pack

- 20 pcs. diff.

10.-

éclat sticker pack

- ca. 250x180mm

4.90



radio sticker pack

- 15 pcs. diff.

9.-



fuse sticker pack

- 20 pcs. diff.

9.-



fuse icon-alpha

53-55	xs/s	49.-
55-57	s/m	49.-
57-59	m/l	49.-
59-61	l/xl	49.-



fuse icon-alpha

53-55	xs/s	49.-
55-57	s/m	49.-
57-59	m/l	49.-
59-61	l/xl	49.-



fuse shin pad

black	kids	34.-
black	s	34.-
black	m	34.-
black	l	34.-
black	xl	34.-



fuse knee pad

black	kids	45.-
black	s	45.-
black	m	45.-
black	l	45.-
black	xl	45.-



fuse shin/whip pad

black	kids	39.90
black	s	39.90
black	m	39.90
black	l	39.90
black	xl	39.90



fuse elbow pad

black	kids	39.-
black	s	39.-
black	m	39.-
black	l	39.-
black	xl	39.-



fuse ankle support one size 28.-



fuse ankle protector one size 19.90




fuse shin/whip/ankle pad

black	kids	45.-
black	s	45.-
black	m	45.-
black	l	45.-
black	xl	45.-

for more accessoires visit your local dealer


find a dealer for:

RADIO



find a dealer for:

WETHEPEOPLE



find a dealer for:

BOMBTRACK
BICYCLE COMPANY



AMSLER & CO. AG

Tel. 052 647 36 36

Fax 052 647 36 66

www.amsler.ch

velo@amsler.ch

ihr fachhändler / votre marchand