



WETHEPEOPLE

WETHEPEOPLE rolls into 2021 with a heavy makeover from last year's range. Combining input from our team riders, brand new aftermarket parts, and a plethora of wild new colourways and finishes, we're sure you'll be as excited as we are for these bikes...

This year we worked with our riders on a new line of high-end components which fit the extreme necessities their riding demands. The PARAGON guard sprocket, ACTIVATE tires, and PERFECT grips are all brand new for 2021 and can be found exclusively on this year's complete bikes ahead of their aftermarket release later this year. As always, this year's bikes are packed with the latest and greatest aftermarket components from SALT, SALTPLUS and ÉCLAT.

ÉCLAT's new ABYSS sprocket, CENTRIC pedals, BIOS pivotal seats and DECODER tires can be found on featured models this year and help give these bikes the same aftermarket flair and detail as you would expect from a WETHEPEOPLE.

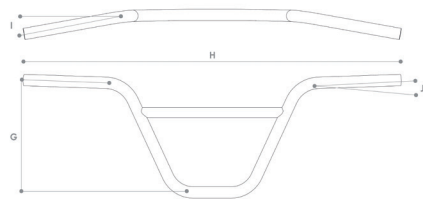
PRIME 12"

METALLIC GREEN

-CHF 299-

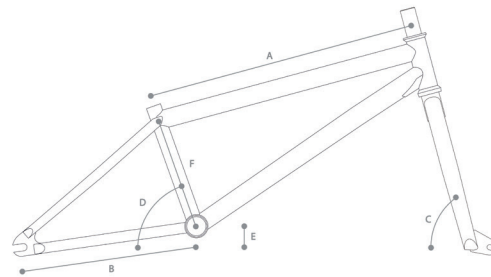
ART.NR. WE1987A

W.T.P



BAR GEOMETRY

G - BAR RISE	5.15"
H - BAR WIDTH	19.7"
I - BAR BACKSWEEP	9°
J - BAR UPSWEEP	2.5°



FRAME GEOMETRY

A - TOP TUBE LENGTH	12.2"
B - CHAIN STAY LENGTH	8.15"
C - HEAD TUBE ANGLE	72°
D - SEAT TUBE ANGLE	70°
E - BB HEIGHT	-
F - SEAT TUBE LENGTH	4.72"

SPECS

FRAME	WETHEPEOPLE "PRIME" frame, 1020 hi-ten
FORK	SALT "PRIME" fork, 1020 hi-ten, 26mm offset
BARS	SALT "PRIME" bar, 1020 hi-ten
GRIPS	SALT "PRIME" grips
STEM	SALT "PRIME" frontload stem, 30mm reach
HEADSET	SALT "AM" A-headset, 1" loose ball
GYRO	-
LEVER	-
BRAKES	-
CRANKS	-
BB	-
PEDALS	-
CHAIN	-
SPROCKET	-
DRIVER	-
FRONT HUB	SALT "PRIME" hub, alloy, loose ball, 3/8" s axel, 16h
REAR HUB	SALT "PRIME" hub, alloy, loose ball, 3/8" s axel, 16h
HUB GUARDS	-
FRONT RIM	SALT "BEAM" rim, single wall, 16h
REAR RIM	SALT "BEAM" rim, single wall, 16h
SEAT	WETHEPEOPLE „PRIME“ combo seat, alloy post
SEAT POST	-
SEAT CLAMP	SALT "AM" seat clamp, alloy
TIRES	KENDA "KONTACT" tires, 1.75", front & rear
PEGS	-
WEIGHT	4.47kg / 9.85lbs

SEED 16"

SURF BLUE

-CHF 449-

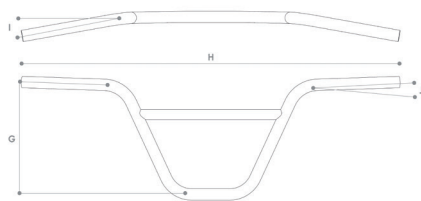
ART.NR. WF2155B

W.T.P



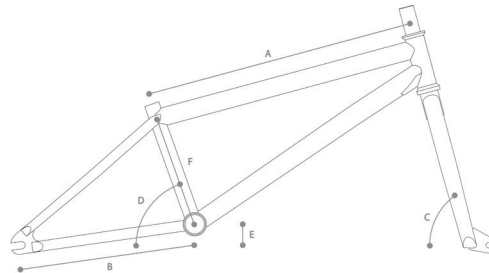
SPECS

FRAME	WETHEPEOPLE „SEED“ frame, 1020 hi-ten
FORK	SALT „AM 16“ fork, 1020 hi-ten, 4130 crmo steerer, 28mm offset
BARS	SALT „SEED“ bar, 1020 hi-ten
GRIPS	WETHEPEOPLE „ARROW 130“ grips, flangeless
STEM	SALT „JUNIOR“ topload stem, 40mm reach
HEADSET	SALT „PRO“ int. headset, sealed bearing
GYRO	holes for removable gyro tabs
LEVER	SALT „SEED“ brake lever, alloy, front & rear
BRAKES	SALT „AM“ alloy caliper brake F / SALT „AM“ alloy u-brake R
CRANKS	SALT „ROOKIE“ tubular 3pc crank, crmo, 127mm, 8 spline
BB	SALT „SPANISH“ bb, 19mm, press fit, sealed bearing
PEDALS	SALT „JUNIOR PRO“ pedals, nylon/fiberglass
CHAIN	SALT „AM chain, Z1 type
SPROCKET	SALT „GATEWAY“ sprocket, steel, 25t
DRIVER	1pc cassette driver, 10t, loose ball bearing
FRONT HUB	SALT „SEED“ hub, alloy, loose ball 3/8“s axle, 28h
REAR HUB	SALT „SEED“ cassette hub, semi sealed, 10t, 14mm hollow axle, 28h
HUB GUARDS	-
FRONT RIM	SALT „FRACTION“ rim, single wall, 28h
REAR RIM	SALT „FRACTION“ rim, single wall, 28h
SEAT	WETHEPEOPLE „SEED“ pivotal seat
SEAT POST	SALT „AM“ pivotal seat post, alloy
SEAT CLAMP	ÉCLAT „PURE“ seat clamp, 6061-T6 forged alloy
TIRES	SALT „TRACER“ tires, 2.2“, front & rear
PEGS	-
WEIGHT	9.46kg / 20.87lbs



BAR GEOMETRY

G - BAR RISE	6.77"
H - BAR WIDTH	23.6"
I - BAR BACKSWEEP	10°
J - BAR UPSWEEP	3°



FRAME GEOMETRY

A - TOP TUBE LENGTH	16"
B - CHAIN STAY LENGTH	11"
C - HEAD TUBE ANGLE	75°
D - SEAT TUBE ANGLE	71.5°
E - BB HEIGHT	9.75"
F - SEAT TUBE LENGTH	6.67"

CRS 18"

MATT BLACK

-CHF 499-

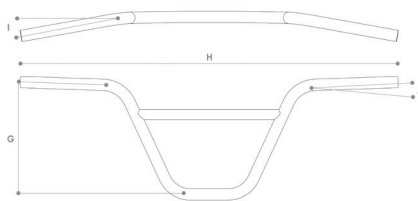
ART.NR. WF2155C

W.T.P



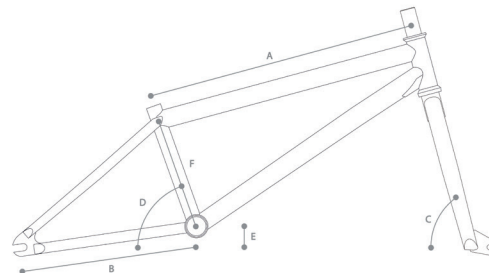
SPECS

FRAME	WTP „CRS 18“ frame, 4130 crmo down tube, 1020 hi-ten
FORK	SALT „AM 18“ fork, 1020 hi-ten, 4130 crmo steerer, 26mm offset
BARS	SALT „CRS 18“ bar, 1020 hi-ten
GRIPS	SALT „EX“ grips, 138mm, flangless
STEM	SALT „AM“ topload stem, 45mm reach
HEADSET	SALT „PRO“ int. headset, sealed bearing
GYRO	holes for removable gyro tabs
LEVER	SALT „AM“ brake lever, alloy
BRAKES	SALT „AM“ alloy u-brake rear
CRANKS	SALT „ROOKIE“ tubular 3pc crank, crmo, 152mm, 8 spline
BB	SALT „SPANISH“ bb, 19mm, press fit, sealed bearing
PEDALS	ÉCLAT „SURGE“ pedals, nylon/fiberglass
CHAIN	SALT „AM“ chain, Z1 type
SPROCKET	SALT „GATEWAY“ sprocket, steel, 25t
DRIVER	1pc cassette driver, 9t, sealed bearing
FRONT HUB	SALT „AM“ hub, fully sealed, 3/8“s male axle, 36h
REAR HUB	SALT „AM“ cassette hub, fully sealed, 9t, 14mm axle, 36h
HUB GUARDS	-
FRONT RIM	SALT „FRACTION“ rim, single wall, 36h
REAR RIM	SALT „FRACTION“ rim, single wall, 36h
SEAT	WETHEPEOPLE „CRS 18“ pivotal seat
SEAT POST	SALT „AM“ pivotal seat post
SEAT CLAMP	ÉCLAT „PURE“ seat clamp, 6061-T6 forged alloy
TIRES	SALT „TRACER“ tires, 2.2“, front & rear
PEGS	-
WEIGHT	10.84kg / 23.90lbs



BAR GEOMETRY

G - BAR RISE	8"
H - BAR WIDTH	26.77"
I - BAR BACKSWEEP	10°
J - BAR UPSWEEP	3°



FRAME GEOMETRY

A - TOP TUBE LENGTH	18"
B - CHAIN STAY LENGTH	11.65"
C - HEAD TUBE ANGLE	75°
D - SEAT TUBE ANGLE	71.5°
E - BB HEIGHT	10.75°
F - SEAT TUBE LENGTH	7.5"

CRS RSD FS 18"

METALLIC SODA GREEN

-CHF 529-

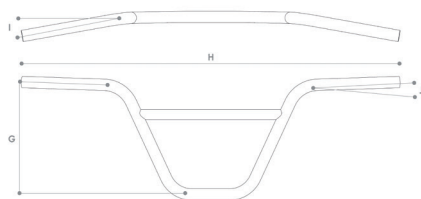
ART.NR. WF2155D

W.T.P



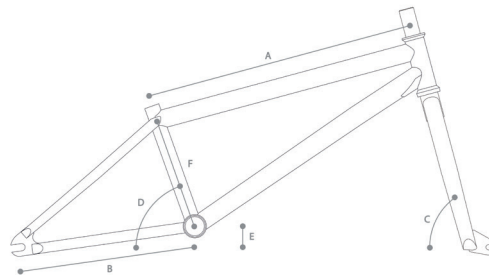
SPECS

FRAME	WTP „CRS 18“ frame, 4130 crmo down tube, 1020 hi-ten
FORK	SALT „AM 18“ fork, 1020 hi-ten, 4130 crmo steerer, 26mm offset
BARS	SALT „CRS 18“ bar, 1020 hi-ten
GRIPS	SALT „EX“ grips, 138mm, flangless
STEM	SALT „AM“ topload stem, 45mm reach
HEADSET	SALT „PRO“ int. headset, sealed bearing
GYRO	SALT „AM“ rotor
LEVER	SALT „AM“ brake lever, alloy
BRAKES	SALT „AM“ alloy u-brake rear
CRANKS	SALT „ROOKIE“ tubular 3pc crank, crmo, 152mm, 8 spline
BB	SALT „SPANISH“ bb, 19mm, press fit, sealed bearing
PEDALS	ÉCLAT „SURGE“ pedals, nylon/fiberglass
CHAIN	SALT „AM“ chain, Z1 type
SPROCKET	SALT „GATEWAY“ sprocket, steel, 25t
DRIVER	1pc cassette driver, 9t, sealed bearing
FRONT HUB	SALT „AM“ hub, fully sealed, 3/8“s male axle, 36h
REAR HUB	SALT „AM“ cassette hub, fully sealed, 9t, 14mm axle, 36h
HUB GUARDS	-
FRONT RIM	SALT „FRACTION“ rim, single wall, 36h
REAR RIM	SALT „FRACTION“ rim, single wall, 36h
SEAT	WETHEPEOPLE „CRS 18“ pivotal seat
SEAT POST	SALT „AM“ pivotal seat post
SEAT CLAMP	ÉCLAT „PURE“ seat clamp, 6061-T6 forged alloy
TIRES	SALT „TRACER“ tires, 2.2“, front & rear
PEGS	-
WEIGHT	10.93kg / 24.7lbs



BAR GEOMETRY

G - BAR RISE	8"
H - BAR WIDTH	26.77"
I - BAR BACKSWEEP	10°
J - BAR UPSWEEP	3°



FRAME GEOMETRY

A - TOP TUBE LENGTH	18"
B - CHAIN STAY LENGTH	11.65"
C - HEAD TUBE ANGLE	75°
D - SEAT TUBE ANGLE	71.5°
E - BB HEIGHT	10.75"
F - SEAT TUBE LENGTH	7.5"

CRS 20"

MATT BLACK

-CHF 529-

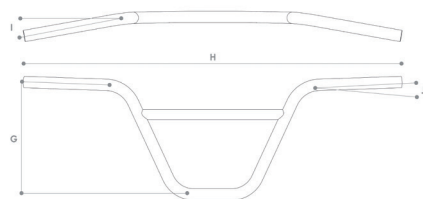
ART.NR. WF2155E

W.T.P



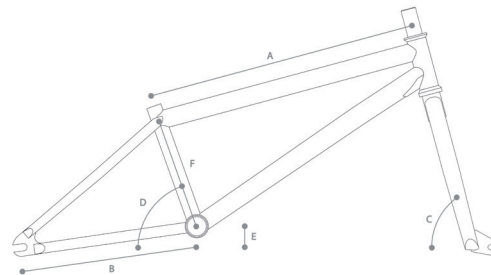
SPECS

FRAME	WTP „CRS 20“ frame, 4130 crmo down tube, 1020 hi-ten
FORK	SALT „AM 20“ fork, 1020 hi-ten , 4130 crmo steerer, 26mm offset
BARS	SALT „CRS 20“ bar, 1020 hi-ten
GRIPS	SALT „EX“ grips, 154mm, flangless
STEM	SALT „PRO“ topload stem, 50mm reach
HEADSET	SALT „PRO“ int. headset, sealed bearing
GYRO	holes for removable gyro tabs
LEVER	SALT „AM“ brake lever, alloy
BRAKES	SALTPLUS „Geo XL“ alloy u-brake rear
CRANKS	SALT „ROOKIE“ tubular 3pc crank, crmo, 165mm, 8 spline
BB	SALT „MID“ bb, 19mm, press fit, sealed bearing
PEDALS	ÉCLAT „SURGE“ pedals, nylon/fiberglass
CHAIN	SALT „AM“ chain, Z1 type
SPROCKET	SALT „GATEWAY“ sprocket, steel, 25t
DRIVER	1pc cassette driver, 9t, sealed bearing
FRONT HUB	SALT „AM“ hub, fully sealed, 3/8“s male axle, 36h
REAR HUB	SALT „AM“ cassette hub, fully sealed, 9t, 14mm axle, 36h
HUB GUARDS	-
FRONT RIM	SALT „FRACTION“ rim, single wall, 36h
REAR RIM	SALT „FRACTION“ rim, single wall, 36h
SEAT	ÉCLAT „BIOS“ pivotal seat, mid padded
SEAT POST	SALT „AM“ pivotal seat post
SEAT CLAMP	ÉCLAT „PURE“ seat clamp, 6061-T6 forged alloy
TIRES	SALT „TRACER“ tires, 2.35“, front & rear
PEGS	-
WEIGHT	12.00kg / 26.45lbs



BAR GEOMETRY

G - BAR RISE	8.85°
H - BAR WIDTH	29°
I - BAR BACKSWEEP	11°
J - BAR UPSWEEP	2°



FRAME GEOMETRY

A - TOP TUBE LENGTH	20.25"
B - CHAIN STAY LENGTH	12.75"
C - HEAD TUBE ANGLE	75°
D - SEAT TUBE ANGLE	71.5°
E - BB HEIGHT	11.75"
F - SEAT TUBE LENGTH	8.4"

JUSTICE 20"

MATT GHOST GREY

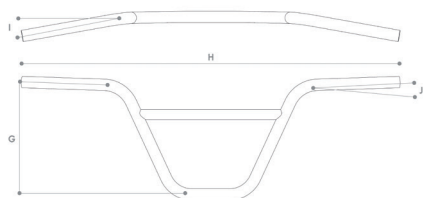
-CHF 599-

ART.NR. WF2155F

W.T.P

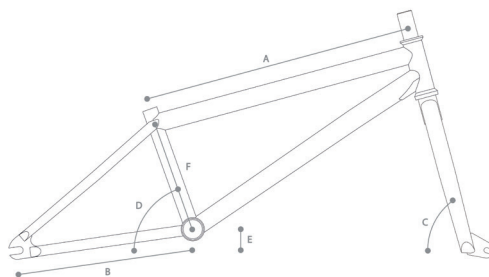
SPECS

FRAME	WETHEPEOPLE „JUSTICE“ frame, 4130 trimoly, tapered SS & CS, with removable brake pivots & guides
FORK	SALTPLUS „JUSTICE“ fork, 4130 full crmo, butted crmo steerer, 22mm offset
BARS	SALTPLUS „HQ“ bar, full 4130 crmo
GRIPS	WETHEPEOPLE „PERFECT“ grips, 165mm, flangeless
STEM	SALT „ZION“ topload stem, 50mm reach
HEADSET	SALT „PRO“ int. headset, sealed bearing
GYRO	holes for removable gyro tabs
LEVER	SALT „AM“ brake lever, alloy
BRAKES	ECLAT „TALON“ alloy u-brake rear
CRANKS	SALT „REVO“ square profile 3pc crank, crmo, 165mm, 8 spline
BB	SALT „MID“ bb, 19mm, press fit, sealed bearing
PEDALS	WETHEPEOPLE „LOGIC“ pedals, nylon/fiberglass
CHAIN	SALT „AM“ chain, Z1 type
SPROCKET	WTP „PARAGON“ sprocket & nylon guard, 6061-T6 alloy, 25t
DRIVER	1pc cassette driver, 9t, sealed bearing
FRONT HUB	SALT „PRO“ hub, fully sealed, 3/8“s male axle, 36h
REAR HUB	SALT „PRO“ cassette hub, fully sealed, 9t, 14mm axle, 36h
HUB GUARDS	SALT „PRO“ hub guards - nylon/fiberglass front (x2) & rear (x2)
FRONT RIM	SALT „VALON“ rim, single wall, 36h
REAR RIM	SALTPLUS „SUMMIT“ rim, double wall, 36h
SEAT	ÉCLAT „BIOS“ pivotal seat, fat padded
SEAT POST	SALT „AM“ pivotal seat post
SEAT CLAMP	integrated seat clamp
TIRES	WETHEPEOPLE „ACTIVATE“ tires, 2.35“, 60PSI, front & rear
PEGS	-
WEIGHT	11.79kg / 25.83lbs



BAR GEOMETRY

G - BAR RISE	9"
H - BAR WIDTH	29.5"
I - BAR BACKSWEEP	11°
J - BAR UPSWEEP	2.5°



FRAME GEOMETRY

A - TOP TUBE LENGTH	20.75"
B - CHAIN STAY LENGTH	12.75"
C - HEAD TUBE ANGLE	76°
D - SEAT TUBE ANGLE	71°
E - BB HEIGHT	11.75"
F - STANDOVER HEIGHT	9"

REASON 20"

MATT BLACK

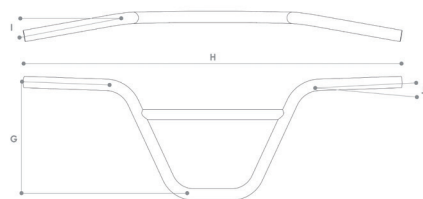
-CHF 669-

ART.NR. WF2155G

W.T.P

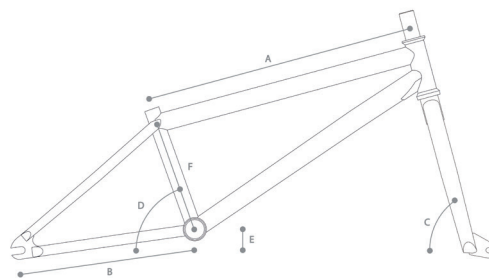
SPECS

FRAME	WETHEPEOPLE „REASON“ frame, 4130 full crmo, tapered SS & CS, with removable brake pivots & guides
FORK	SALTPLUS „REASON“ fork, 4130 full crmo, butted crmo steerer, 15mm offset
BARS	WETHEPEOPLE „REASON“ bar, 4pc, 4130 full crmo
GRIPS	WETHEPEOPLE „PERFECT“ grips, 165mm, flangeless
STEM	SALT „ZION“ topload stem, 50mm reach
HEADSET	SALT „PRO“ int. headset, sealed bearing
GYRO LEVER	holes for removable gyro tabs
BRAKES	ECLAT „TALON“ alloy u-brake rear
CRANKS	SALT „REVO“ square profile 3pc crank, crmo, 160mm, 8 spline
BB	SALT „MID“ bb, 19mm, press fit, sealed bearing
PEDALS	WETHEPEOPLE „LOGIC“ pedals, nylon/fiberglass
CHAIN	SALT „AM“ chain, Z1 type
SPROCKET	WTP „PARAGON“ sprocket & nylon guard, 6061-T6 alloy, 25t
DRIVER	1pc freecoaster driver, 9t, sealed bearing
FRONT HUB	SALT „PRO“ hub, fully sealed, 3/8“s male axle, 36h
REAR HUB	SALT „PRO“ freecoaster hub, fully sealed, 9t, 14mm axle, 36h
HUB GUARDS	SALT „PRO“ hub guards - nylon/fiberglass front (x2) & rear (x2)
FRONT RIM	SALT „VALON“ rim, single wall, 36h
REAR RIM	SALTPLUS „SUMMIT“ rim, double wall, 36h
SEAT	ÉCLAT „BIOS“ pivotal seat, fat padded
SEAT POST	SALT „AM“ pivotal seat post
SEAT CLAMP	integrated seat clamp
TIRES	WETHEPEOPLE „ACTIVATE“ tires, 2.35“, 60PSI, front & rear
PEGS	SALT „AM“ pegs, steel, 4.15“ long, x2
WEIGHT	12.53kg / 27.63lbs



BAR GEOMETRY

G - BAR RISE	9"
H - BAR WIDTH	29.5"
I - BAR BACKSWEEP	11°
J - BAR UPSWEEP	3°



FRAME GEOMETRY

A - TOP TUBE LENGTH	20.75"
B - CHAIN STAY LENGTH	12.75"
C - HEAD TUBE ANGLE	76°
D - SEAT TUBE ANGLE	71°
E - BB HEIGHT	11.75"
F - SEAT TUBE LENGTH	9"

REASON 20"

MATT BLUE

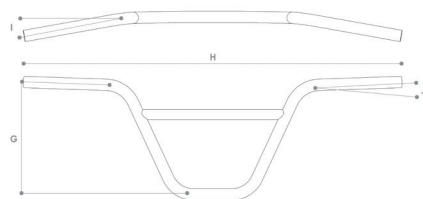
-CHF 669-

ART.NR. WF2155H

W.T.P

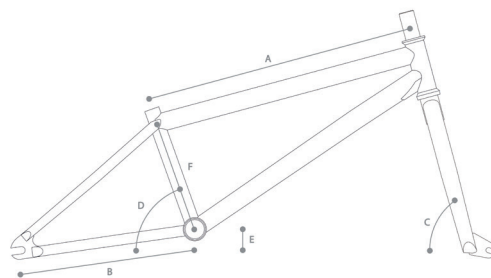
SPECS

FRAME	WETHEPEOPLE „REASON“ frame, 4130 full crmo, tapered SS & CS, with removable brake pivots & guides
FORK	SALTPLUS „REASON“ fork, 4130 full crmo, butted crmo steerer, 15mm offset
BARS	WETHEPEOPLE „REASON“ bar, 4pc, 4130 full crmo
GRIPS	WETHEPEOPLE „PERFECT“ grips, 165mm, flangeless
STEM	SALT „ZION“ topload stem, 50mm reach
HEADSET	SALT „PRO“ int. headset, sealed bearing
GYRO	holes for removable gyro tabs
LEVER	SALT „AM“ brake lever, alloy
BRAKES	ECLAT „TALON“ alloy u-brake rear
CRANKS	SALT „REVO“ square profile 3pc crank, crmo, 160mm, 8 spline
BB	SALT „MID“ bb, 19mm, press fit, sealed bearing
PEDALS	WETHEPEOPLE „LOGIC“ pedals, nylon/fiberglass
CHAIN	SALT „AM“ chain, Z1 type
SPROCKET	WTP „PARAGON“ sprocket & nylon guard, 6061-T6 alloy, 25t
DRIVER	1pc freecoaster driver, 9t, sealed bearing
FRONT HUB	SALT „PRO“ hub, fully sealed, 3/8“s male axle, 36h
REAR HUB	SALT „PRO“ freecoaster hub, fully sealed, 9t, 14mm axle, 36h
HUB GUARDS	SALT „PRO“ hub guards - nylon/fiberglass front (x2) & rear (x2)
FRONT RIM	SALT „VALON“ rim, single wall, 36h
REAR RIM	SALTPLUS „SUMMIT“ rim, double wall, 36h
SEAT	ÉCLAT „BIOS“ pivotal seat, fat padded
SEAT POST	SALT „AM“ pivotal seat post
SEAT CLAMP	integrated seat clamp
TIRES	WETHEPEOPLE „ACTIVATE“ tires, 2.35“, 60PSI, front & rear
PEGS	SALT „AM“ pegs, steel, 4.15“ long, x2
WEIGHT	12.53kg / 27.63lbs



BAR GEOMETRY

G - BAR RISE	9"
H - BAR WIDTH	29.1"
I - BAR BACKSWEEP	11°
J - BAR UPSWEEP	3°



FRAME GEOMETRY

A - TOP TUBE LENGTH	20.75"
B - CHAIN STAY LENGTH	12.75"
C - HEAD TUBE ANGLE	76°
D - SEAT TUBE ANGLE	71°
E - BB HEIGHT	11.75"
F - SEAT TUBE LENGTH	9"

CRYSIS 20"

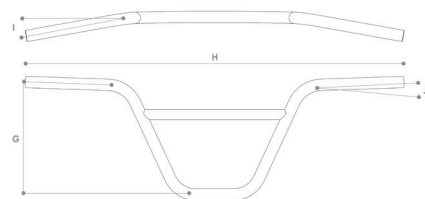
MIDNIGHT GREEN

-CHF 729-

ART.NR. WF2155I

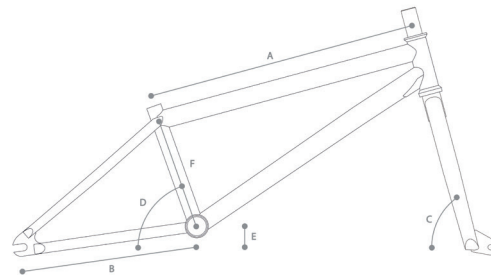
SPECS

FRAME	WTP „CRYSIS“ frame, 4130 full crmo, tapered SS & CS, with removable brake pivots & guides, 127mm head tube
FORK	SALTPLUS „CRYSIS“ fork, 4130 full crmo, 4130 crmo steerer, 26mm offset
BARS	SALTPLUS „CRYSIS“ bar, 2pc, 4130 full crmo
GRIPS	WETHEPEOPLE „PERFECT“ grips, 165mm, flangeless
STEM	WTP „LOGIC“ frontload stem, full cnc, 48mm reach
HEADSET	SALT „PRO“ int. headset, sealed bearing
GYRO	holes for removable gyro tabs
LEVER	SALT „MOTO“ brake lever, alloy
BRAKES	ECLAT „TALON“ alloy u-brake rear
CRANKS	SALT+ „ULTRA“ square profile 3pc „TSS“, crmo, 170mm, 8 spline
BB	SALT „MID“ bb, 19mm, press fit, sealed bearing
PEDALS	ÉCLAT „SLASH“ pedals, nylon/fiberglass
CHAIN	WETHEPEOPLE „SUPPLY“ chain, Z510HX type
SPROCKET	WETHEPEOPLE „LOGIC“ sprocket, cnc, 6061-T6 alloy, 25t
DRIVER	1pc cassette driver, 9t, sealed bearing
FRONT HUB	SALTPLUS „PRO“ hub, fully sealed, 3/8“ s female bolts, 36h
REAR HUB	SALTPLUS „PRO“ cassette hub, fully sealed, 9t, 14mm axle, 36h
HUB GUARDS	SALT „PRO“ hub guards - nylon/fiberglass front (x2) & rear (x2)
FRONT RIM	SALTPLUS „SUMMIT“ rim, double wall, 36h
REAR RIM	SALTPLUS „SUMMIT“ rim, double wall, 36h
SEAT	ÉCLAT „BIOS“ pivotal seat, fat padded
SEAT POST	SALT „AM“ pivotal seat post, 150mm, alloy
SEAT CLAMP	WETHEPEOPLE „LOGIC“ seat clamp, 4130 crmo
TIRES	WETHEPEOPLE „OVERBITE“ tires, 2.35“, front & rear
PEGS	-
WEIGHT	12.09 kg / 26.66lbs



BAR GEOMETRY

G - BAR RISE	9.7"
H - BAR WIDTH	29.5"
I - BAR BACKSWEEP	12°
J - BAR UPSWEEP	2.5°



FRAME GEOMETRY

A - TOP TUBE LENGTH	20.5"
B - CHAIN STAY LENGTH	13.2"
C - HEAD TUBE ANGLE	75°
D - SEAT TUBE ANGLE	71°
E - BB HEIGHT	11.65"
F - SEAT TUBE LENGTH	8.75"

W.T.P

VERSUS 20"

HOLOGRAM SILVER

-CHF 769-

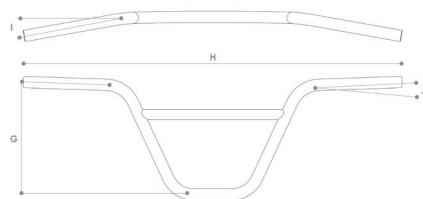
ART.NR. WF2155J

W.T.P



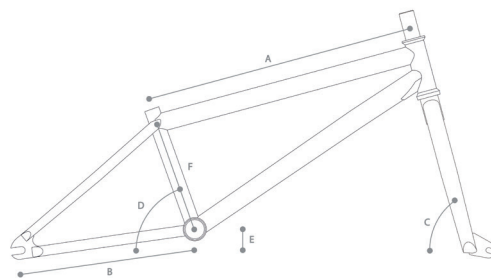
SPECS

FRAME	WETHEPEOPLE „VERSUS“ frame, 4130 full crmo, tapered SS & CS, with removable brake pivots & guides
FORK	SALTPLUS „VERSUS“ fork, 4130 full crmo, butted crmo steerer, 26mm offset
BARS	SALTPLUS „VERSUS“ bar, 2pc, 4130 full crmo
GRIPS	WTP „MANTA“ grips, 160mm, flangeless
BARENDS	ÉCLAT „TECH-BOLT“ barends
STEM	WETHEPEOPLE „INDEX“ frontload stem, 50mm reach
HEADSET	SALT „PRO“ int. headset, sealed bearing
GYRO	SALTPLUS „GEO“ rotor, cnc alloy, with SALT „DUAL“ upper cable
LEVER	SALT „MOTO“ brake lever, alloy
BRAKES	ÉCLAT „TALON“ u-brake rear, alloy
CRANKS	SALT+ „ULTRA“ square profile 3pc „TSS“, crmo, 170mm, 8 spline
BB	SALT „MID“ bb, 19mm, press fit, sealed bearing
PEDALS	ÉCLAT „CONTRA“ pedals, nylon/fiberglass
CHAIN	WETHEPEOPLE „SUPPLY“ chain, Z510HX type
SPROCKET	WETHEPEOPLE „LOGIC“ sprocket, cnc, 6061-T6 alloy, 25t
DRIVER	1pc cassette driver, 9t, sealed bearing
FRONT HUB	SALTPLUS „PRO“ hub, fully sealed, 3/8“s female bolts, 36h
REAR HUB	SALTPLUS „PRO“ cassette hub, fully sealed, 9t, 14mm axle, 36h
HUB GUARDS	SALT „PRO“ hub guards - nylon/fiberglass front (x2) & rear (x2)
FRONT RIM	SALTPLUS „SUMMIT“ rim, double wall, 36h
REAR RIM	SALTPLUS „SUMMIT“ rim, double wall, 36h
SEAT	ÉCLAT „UNIFY“ combo seat, slim padded
SEAT POST	-
SEAT CLAMP	integrated seat clamp
TIRES	ÉCLAT „MIRAGE“ tires, 2.25“, front & rear
PEGS	WETHEPEOPLE „MESSAGE“ pegs, 6061-T6 alloy, 4.15“ long, x2
WEIGHT	11.97kg / 26.39lbs



BAR GEOMETRY

G - BAR RISE	9"
H - BAR WIDTH	29.5"
I - BAR BACKSWEEP	11°
J - BAR UPSWEEP	2.5°



FRAME GEOMETRY

A	
B - TOP TUBE LENGTH	20.65"
C - CHAIN STAY LENGTH	12.75"
D - HEAD TUBE ANGLE	75.5°
E - SEAT TUBE ANGLE	71°
F - BB HEIGHT	11.55"
- STANDOVER HEIGHT	7.75"

TRUST - RSD CS 20"

MATT RAW

-CHF 799-

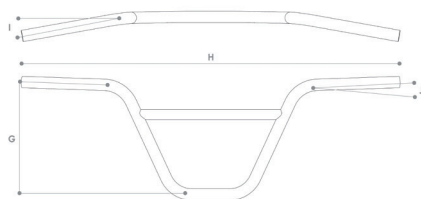
ART.NR. WF2155K

W.T.P



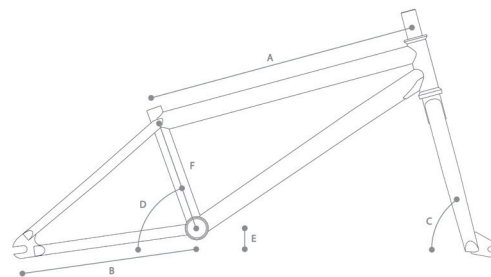
SPECS

FRAME	WETHEPEOPLE „TRUST“ frame, 4130 full crmo, tapered SS & CS, with removable brake pivots & guides, 127mm head tube
FORK	SALTPLUS „TRUST“ fork, 4130 full crmo, butted crmo steerer, 26mm offset
BARS	SALTPLUS „TRUST“ bar, 4130 full crmo
GRIPS	ÉCLAT „SHOGUN“ grips, flangeless
BARENDS	ÉCLAT „TECH-BOLT“ barends
STEM	WTP „HYDRA“ topload stem, cnc alloy, 50mm reach, 36mm rise
HEADSET	SALT „PRO“ int. headset, sealed bearing
GYRO	holes for removable gyro tabs
LEVER	SALT „MOTO“ brake lever, alloy
BRAKES	ECLAT „TALON“ alloy u-brake rear
CRANKS	SALT+ „ELITE“ tubular 3pc crank, L&R, crmo, 170mm, 48 spline
BB	SALT „MID“ bb, 19mm, press fit, sealed bearing
PEDALS	ÉCLAT „CENTRIC“ pedals, nylon/fiberglass
CHAIN	WETHEPEOPLE „SUPPLY“ chain, Z510HX type
SPROCKET	WTP „PARAGON“ sprocket & nylon guard, 6061-T6 alloy, 25t
DRIVER	1pc cassette driver, 9t, sealed bearing
FRONT HUB	ÉCLAT „CORTEX“ hub, fully sealed, 3/8“s female bolts, 36h
REAR HUB	ÉCLAT „CORTEX“ cassette hub, fully sealed, 9t drive, 14mm, 36h
HUB GUARDS	ÉCLAT hub guards - nylon/fiberglass front (x2) & rear (x2)
FRONT RIM	ÉCLAT „TRIPPIN“ rim, double wall, 36h
REAR RIM	ÉCLAT „TRIPPIN“ rim, double wall, 36h
SEAT	ÉCLAT „BIOS“ pivotal seat, fat padded
SEAT POST	SALT „AM“ pivotal seat post, 150mm, alloy
SEAT CLAMP	WETHEPEOPLE „LOGIC“ seat clamp, 4130 crmo
TIRES	WETHEPEOPLE „ACTIVATE“ tires, 2.35“, 100PSI, front & rear
PEGS	SALT „AM“ nylon pegs, 4.5“ long, x2
WEIGHT	TBC kg / TBC lbs



BAR GEOMETRY

G - BAR RISE	9.25"
H - BAR WIDTH	29.25"
I - BAR BACKSWEEP	12°
J - BAR UPSWEEP	2.5°



FRAME GEOMETRY

A - TOP TUBE LENGTH	21"
B - CHAIN STAY LENGTH	13.2"
C - HEAD TUBE ANGLE	75.5°
D - SEAT TUBE ANGLE	71°
E - BB HEIGHT	11.7"
F - SEAT TUBE LENGTH	9"

BATTLESHIP - RSD FC 20"

ABYSS BLUE

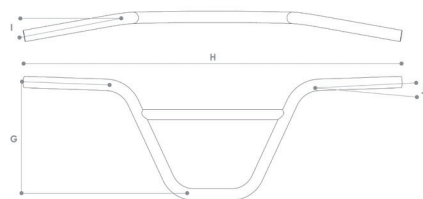
-CHF 1199-

ART.NR. WF2155L

W.T.P

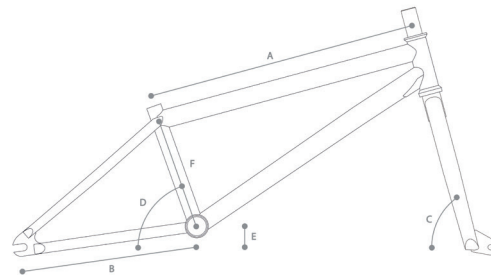
SPECS

FRAME	WETHEPEOPLE „BATTLESHIP“ frame, 4130 full crmo, hydroformed gussets, with removable pivots & guides
FORK	WETHEPEOPLE „BATTLESHIP“ fork, post liquid heat-treated butted sanko tubing, 1pc cnc steerer, 15mm offset
BARS	ÉCLAT „STRANGLER“, 4pc, post liquid heat-treated 4130 crmo, 25.4mm clamping
GRIPS	ÉCLAT „SHOGUN“ grips, flangeless
BARENDS	ÉCLAT „TECH-BOLT“ barends
STEM	ÉCLAT „DOMAIN“ topload stem, cnc alloy, 48mm reach, 25.4mm
HEADSET	ÉCLAT „WAVE 16“ int. headset, sealed bearing
GYRO	-
LEVER	SALT „MOTO“ brake lever, alloy
BRAKES	ECLAT „TALON“ alloy u-brake rear
CRANKS	WTP „LOGIC“ tubular 3pc crank, 22mm, crmo, 160mm, 48 spline
BB	WETHEPEOPLE „COMPACT“ bb, 22mm, press fit, sealed bearing
PEDALS	ÉCLAT „CENTRIC“ pedals, nylon/fiberglass
CHAIN	SALTPLUS „WARLOCK“ half-link chain
SPROCKET	ÉCLAT „ELEVATE“ sprocket & nylon guard, 6061-T6 alloy, 25t
DRIVER	1pc freecoaster driver, 9t, sealed bearing
FRONT HUB	WTP „HELIX“ hub, fully sealed, 3/8“s female bolts, 36h
REAR HUB	WTP „HELIX“ freecoaster hub, fully sealed, 9t, 14mm axle, 36h
HUB GUARDS	WTP „HELIX“ hub guards - nylon/fiberglass front (x2) & rear (x2)
FRONT RIM	ÉCLAT „BONDI“ rim, 38mm wide, flash welded, double wall, 36h
REAR RIM	ÉCLAT „BONDI“ rim, 38mm wide, flash welded, double wall, 36h
SEAT	ÉCLAT „BIOS“ pivotal seat, fat padded
SEAT POST	WETHEPEOPLE „TEAM“ pivotal seat post, 200mm, 6061-T6 alloy
SEAT CLAMP	WETHEPEOPLE „LOGIC“ seat clamp, 4130 crmo
TIRES	ÉCLAT „DECODER“ tires, 2.40“, 100PSI, front & rear
PEGS	ÉCLAT „VENOM“ pegs, nylon/fiberglass, 4.8“ long, x2
WEIGHT	12.57kg / 27.81lbsw



BAR GEOMETRY

G - BAR RISE	9.1"
H - BAR WIDTH	29.7"
I - BAR BACKSWEEP	11.5°
J - BAR UPSWEEP	2.5°



FRAME GEOMETRY

A - TOP TUBE LENGTH	20.75"
B - CHAIN STAY LENGTH	13" (12.7"-13.2")
C - HEAD TUBE ANGLE	75.5°
D - SEAT TUBE ANGLE	71°
E - BB HEIGHT	11.7"
F - SEAT TUBE LENGTH	9"

ENVY - RSD 20"

BLACK CHROM

-CHF 1299-

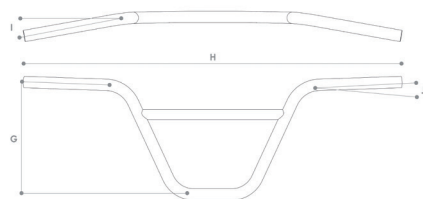
ART.NR. WF2155M

W.T.P



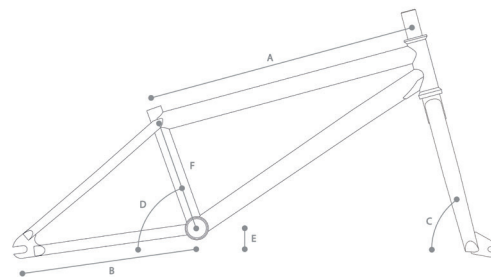
SPECS

FRAME	WTP „ENVY XLT“, 4130 full crmo, hydroformed gussets, lasercut 6.0mm dropouts, 120mm head tube
FORK	ÉCLAT „STORM XLT“ fork, post liquid heat-treated & butted sanko tubing, 24mm offset
BARS	WTP „ENVY XLT“, 4130 full butted sanko, post liquid heat-treated, 25.4mm clamping
GRIPS	ÉCLAT „SHOGUN“ grips, flangeless
BARENDS	ÉCLAT „TECH-BOLT“ barends
STEM	ÉCLAT „DUNE“ topload stem, cnc alloy, 50mm reach, 25.4mm
HEADSET	WTP „COMPACT“ int. headset, sealed bearing
GYRO	holes for removable gyro tabs
LEVER	ÉCLAT „SNIPER“ hinged brake lever, alloy, two finger version
BRAKES	ÉCLAT „TALON“ u-brake rear, alloy
CRANKS	ÉCLAT „TIBIA“ tubular 2.5pc, 22mm, crmo, 170mm, 48 spline
BB	ÉCLAT „CNC“ bb, 22mm, press fit, sealed bearing
PEDALS	ÉCLAT „CONTRA“ pedals, nylon/fiberglass
CHAIN	WETHEPEOPLE „DEMAND“ chain, K1 type
SPROCKET	ÉCLAT „ABYSS“ sprocket, cnc, 6061-T6 alloy, 25t
DRIVER	1pc cassette driver, 9t, sealed bearing, TCS System, RSD
FRONT HUB	ÉCLAT „SEISMIC“ hub, fully sealed, 3/8“s female bolts, 36h
REAR HUB	ÉCLAT „SEISMIC“ cassette hub, fully sealed, 9t, 14mm axle, 36h,
HUB GUARDS	ÉCLAT hub guards - nylon/fiberglass front (x2) & rear (x2)
FRONT RIM	ÉCLAT „E440“ rim, double wall, welded, 36h
REAR RIM	ÉCLAT „E440“ rim, double wall, welded, 36h
SEAT	ÉCLAT „BIOS“ pivotal seat, fat padded
SEAT POST	ÉCLAT „TORCH“ 230mm alloy pivotal seat post
SEAT CLAMP	integrated seat clamp
TIRES	ÉCLAT „MIRAGE“ tires - 2.45“ front, 2.35“ rear
PEGS	-
WEIGHT	TBC kg / TBC lbs



BAR GEOMETRY

G - BAR RISE	9.4"
H - BAR WIDTH	29.8"
I - BAR BACKSWEEP	10.5°
J - BAR UPSWEEP	2°



FRAME GEOMETRY

A - TOP TUBE LENGTH	21"
B - CHAIN STAY LENGTH	13.1" (12.95"-13.35")
C - HEAD TUBE ANGLE	75.5°
D - SEAT TUBE ANGLE	71°
E - BB HEIGHT	11.7"
F - SEAT TUBE LENGTH	8.75"

THE AVENGER 27.5"

MATT CHARCOAL GREY

-CHF 999-

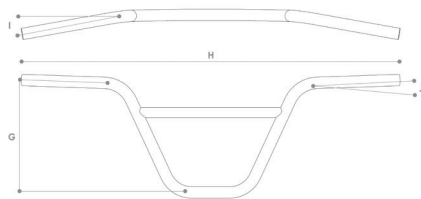
ART.NR. WF2155N

W.T.P



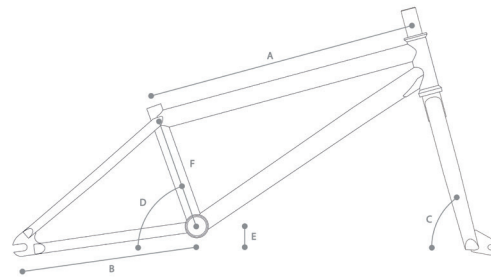
SPECS

FRAME	WETHEPEOPLE „AVENGER“ frame, 4130 full crmo
FORK	WETHEPEOPLE „AVENGER“ fork, 4130 full crmo, 33mm offset
BARS	WETHEPEOPLE „AVENGER“ bar, 4130 full crmo
GRIPS	SALT „CLAMP ON“ grips, 145mm, flangeless
STEM	WTP „AVENGER“ topload stem, cnc, 1-1/8“, 49mm reach
HEADSET	FSA „ORBIT UF-NO.2N“ headset
GYRO	-
LEVER	SHIMANO „BL-MT200“, disc brake lever
BRAKES	SHIMANO „BL-MT200“, hydraulic disc brake with 160 mm rotors
CRANKS	SALT „AVENGER“ tubular 3pc „TSS“, crmo, 175mm, 8 spline
BB	SALTPLUS „BSA“ (68mm) bb, 19mm, external, sealed bearing
PEDALS	WETHEPEOPLE „LOGIC“ pedals, nylon/fiberglass
CHAIN	WETHEPEOPLE „SUPPLY“ chain, Z510HX type
SPROCKET	WETHEPEOPLE „PATROL“ sprocket, cnc, 6061-T6 alloy, 42t
DRIVER	cassette driver, 18t cog, sealed bearing
FRONT HUB	WTP „AVENGER“ disc hub, fully sealed, M6 female bolts, 36h
REAR HUB	WTP „AVENGER“ disc cassette hub, fully sealed, 3/8“, 36h
HUB GUARDS	-
FRONT RIM	WETHEPEOPLE „AVENGER-DB-32“ rim, double wall, 27.5“, 36h
REAR RIM	WETHEPEOPLE „AVENGER-DB-32“ rim, double wall, 27.5“, 36h
SEAT	WETHEPEOPLE „AVENGER“ railed seat
SEAT POST	WETHEPEOPLE „AVENGER“ seat post, 27.2mm, alloy
SEAT CLAMP	WETHEPEOPLE „AVENGER“ seat clamp, 29.8mm, forged alloy
TIRES	WTB „RANGER“ tires, 27.5“x 2.25“, front & rear
PEGS	-
WEIGHT	14.88kg / 32.84lbs



BAR GEOMETRY

G - BAR RISE	4.3"
H - BAR WIDTH	31.1"
I - BAR BACKSWEEP	14°
J - BAR UPSWEEP	4°



FRAME GEOMETRY

A - TOP TUBE LENGTH	24.5"
B - CHAIN STAY LENGTH	18.75"
C - HEAD TUBE ANGLE	70°
D - SEAT TUBE ANGLE	68°
E - BB HEIGHT	BB DROP 63MM
F - SEAT TUBE LENGTH	-